



Rail Freight Corridor
North Sea – Baltic



Corridor Information Document 2023 timetable year



Co-financed by the Connecting Europe
Facility of the European Union

Version control

Version	Chapter changed	Changes compared to the previously published version	X marks which part in the chapter concerned has been changed	
			Common part	Corridor-specific part
Version for publication 10.01.2022				



Table of contents

Table of contents	3
Glossary	7
1 General Information	7
1.1 Introduction	7
1.2 Purpose of the CID	7
1.3 Corridor Description	8
1.4 Corridor Organisation	8
1.5 Contacts	11
1.6 Legal status	11
1.7 Validity Period, Updating and Publishing	11
1.8 IT tools	11
1.8.1 Path Coordination System (PCS)	11
1.8.2 Train Information System (TIS)	12
1.8.3 Charging Information System (CIS)	12
1.8.4 Customer Information Platform (CIP)	12
1.8.5 Network and Corridor Information (NCI) portal	13
1.9 Corridor Language	13
2 Network Statement Excerpts	13
3 Terminal Description	13
4 Procedures for Capacity, Traffic and Train Performance Management	14
4.1 Introduction	14
4.2 Corridor OSS	14
4.2.1 Function	14
4.2.2 Contact	15
4.2.3 Language of the C-OSS	15
4.2.4 Tasks of the C-OSS	15
4.2.4.1 Path register	16
4.2.5 Tool	16
4.3 Capacity allocation	17
4.3.1 Framework for Capacity Allocation	17
4.3.2 Applicants	17
4.3.3 Requirements for requesting capacity	18
4.3.4 Annual timetable phase	19
4.3.4.1 PaPs	19
4.3.4.2 Schematic corridor map	20



4.3.4.3 Features of PaPs	21
4.3.4.4 Multiple corridor paths.....	22
4.3.4.5 PaPs on overlapping sections.....	22
4.3.4.6 Feeder, outflow and tailor-made paths	23
4.3.4.7 Handling of requests	23
4.3.4.8 Leading tool for the handling of capacity requests	23
4.3.4.9 Check of the applications	24
4.3.4.10 Pre-booking phase	25
4.3.4.11 Priority rules in capacity allocation.....	25
4.3.4.12 Network PaP	25
4.3.4.13 Priority rule in case no Network PaP is involved	26
4.3.4.14 Priority rule if a Network PaP is involved in at least one of the conflicting requests.....	26
4.3.4.15 Random selection.....	26
4.3.4.16 Special cases of requests and their treatment.....	27
4.3.4.17 Result of the pre-booking	28
4.3.4.18 Handling of non-requested PaPs.....	28
4.3.4.19 Draft offer	28
4.3.4.20 Observations	29
4.3.4.21 Post-processing	29
4.3.4.22 Final offer	29
4.3.5 Late path request phase.....	29
4.3.5.1 Product.....	30
4.3.5.2 Multiple corridor paths.....	30
4.3.5.3 Late paths on overlapping sections.....	30
4.3.5.4 Handling of requests	31
4.3.5.5 Leading tool for late path requests	31
4.3.5.6 Check of the applications	31
4.3.5.7 Pre-booking	31
4.3.5.8 Path elaboration	31
4.3.5.9 Late request offer	31
4.3.6 Ad-hoc path request phase.....	32
4.3.6.1 Reserve capacity (RC).....	32
4.3.6.2 Multiple corridor paths.....	32
4.3.6.3 Reserve capacity on overlapping sections.....	33
4.3.6.4 Feeder, outflow and tailor-made paths	33
4.3.6.5 Handling of requests	33



4.3.6.6	Leading tool for ad-hoc requests	33
4.3.6.7	Check of the applications	33
4.3.6.8	Pre-booking	34
4.3.6.9	Path elaboration	34
4.3.6.10	Ad-hoc request offer	34
4.3.7	Request for changes by the applicant	34
4.3.7.1	Modification	34
4.3.7.2	Withdrawal	34
4.3.7.3	Transfer of capacity	35
4.3.7.4	Cancellation	35
4.3.7.5	Unused paths.....	39
4.3.8	Exceptional transport and dangerous goods	39
4.3.8.1	Exceptional transport.....	39
4.3.8.2	Dangerous goods	40
4.3.9	Rail related services	40
4.3.10	Contracting and invoicing.....	40
4.3.11	Appeal procedure	41
4.4	Coordination and Publication of planned Temporary Capacity Restrictions	43
4.4.1	Goals	43
4.4.2	Legal background.....	43
4.4.3	Coordination process of corridor-relevant TCRs	43
4.4.3.1	Timeline for coordination.....	43
4.4.3.2	Coordination between neighbouring IMs (first level of coordination)	43
4.4.3.3	Coordination at Corridor level (second level of coordination).....	44
4.4.3.4	Conflict resolution process	44
4.4.4	Involvement of applicants	44
4.4.5	Publication of TCRs.....	45
4.4.5.1	Criteria for publication	45
4.4.5.2	Dates of publication	45
4.4.5.3	Tool for publication	46
4.4.6	Legal disclaimer.....	46
4.5	Traffic management.....	46
4.5.1	Cross-border section information	47
4.5.1.1	Technical features and operational rules	47
4.5.1.2	Cross-border agreements.....	48
4.5.2	Priority rules in traffic management.....	48



4.5.3 Traffic management in the event of disturbance	48
4.5.3.1 Communication procedure	49
4.5.3.2 Operational scenarios on the Corridor in the event of disturbance	50
4.5.3.3 Allocation rules in the event of disturbance	50
4.5.4 Traffic restrictions	50
4.5.5 Dangerous goods	50
4.5.6 Exceptional transport	50
4.6 Train Performance Management	51
Annex 3.A List of the terminals along the Corridor	52
Annex 4.A Framework for Capacity Allocation	69
Annex 4.B Table of deadlines	70
Annex 4.C Maps of the Corridor	71
Annex 4.D Specificities on specific PaP sections on the Corridor	71
Annex 4.E Table of distances (PaP sections)	72



Glossary

A general glossary which is harmonised over all Corridors is available under the following link:
https://rne.eu/wp-content/uploads/NS_CID_Glossary_2021.xlsx.

1 General Information

1.1 Introduction

Rail Freight Corridors were established according to the Regulation (EU) 913/2010 of 22 September 2010 concerning a European rail network for competitive freight (hereinafter: Regulation), which entered into force on 9 November 2010. The purpose of the Regulation is to create a competitive European rail network composed of international freight corridors with a high level of performance. It addresses topics such as governance, investment planning, capacity allocation, traffic management and quality of service and introduces the concept of Corridor One-Stop-Shops.

In total, eleven corridors are now implemented and subsequent Commission Decisions determined several corridor extensions. The map of the corridors is displayed in the [Customer Information Platform \(CIP\)](#).


The role of the corridors is to increase the competitiveness of international rail freight in terms of performance, capacity allocation, harmonisation of procedures and reliability with the aim to support the shift from road to rail and to promote the railway as a sustainable transport system.

1.2 Purpose of the CID

The Corridor Information Document (CID) is set up to provide all corridor-related information and to guide all applicants and other interested parties easily through the workings of the Corridor in line with Article 18 of the Regulation.

This CID applies the RNE CID Common Texts and Structure so that applicants can access similar documents for different corridors and in principle, as in the case of the national Network Statements (NS), find the same information in the same place in each one.

For ease of understanding and in order to respect the particularities of some corridors, common procedures are always written at the beginning of a chapter. The particularities of the Corridor are placed below the common text and marked as follows:

 Rail Freight Corridor North Sea – Baltic	Corridor North Sea - Baltic
The corridor-specific parts are displayed in this frame.	

The CID is divided into four Sections:

- Section 1: General Information,
- Section 2: Network Statement Excerpts,
- Section 3: Terminal Description,
- Section 4: Procedures for Capacity, Traffic and Train Performance Management.


According to the Regulation, the Corridor shall also publish an Implementation Plan, which covers the following topics:

- Description of the characteristics of the Corridor,
- Essential elements of the Transport Market Study (TMS),



- Objectives and performance of the Corridor,
- Indicative investment plan,
- Measures to implement Articles 12 to 19 of the Regulation.

During the drafting of the Implementation Plan, the input of the stakeholders is taken into account following a consultation phase. The Implementation Plan is approved by the Executive Board of the Corridor before publication.

 Rail Freight Corridor North Sea – Baltic	Corridor North Sea - Baltic
The Implementation Plan of the Corridor can be found under the following link: https://rfc8.eu/files/public/uploads/Books_for_TT2023/Implementation_plan_update_2021_v.1_0.01.2022.pdf	

1.3 Corridor Description

The railway lines of the Corridor are divided into:


- **Principal lines:** on which PaPs are offered,
- **Diversions lines:** on which PaPs may be considered temporarily in case of disturbances, e.g. long-lasting major construction works on the principal lines,
- **Connecting lines:** lines connecting the corridor lines to a terminal (on which PaPs may be offered but without an obligation to do so),
- **Expected lines:** any of above-mentioned which are either planned for the future or under construction but not yet completely in service. An expected line can also be an existing line which shall be part of the RFC in the future.

For further details on the geographical alignment of the Corridor please refer to the CIP under: <https://cip-online.rne.eu/>.

1.4 Corridor Organisation

In accordance with Article 8 of the Regulation, the governance structure of the Corridor assembles the following entities:

- Executive Board (ExBo): composed of the representatives of the Ministries of Transport along the Corridor.











 Rail Freight Corridor North Sea – Baltic	Corridor North Sea – Baltic
Members of the ExBo of the Corridor are as follows: Federal Public Service Mobility and Transport , Belgium (BE) Ministry of Transport , Czech Republic (CZ) Federal Ministry of Transport and Digital Infrastructure , Germany (DE) Ministry of Economic Affairs and Communications , Estonia (EE) Ministry of Transport and Communications , Lithuania (LT) Ministry of Transport , Latvia (LV)	



[Ministry of Infrastructure and Water Management](#), the Netherlands (NL)


[Ministry of Infrastructure](#), Poland (PL)

- Management Board (MB): composed of representatives of the IMs and (where applicable) ABs along the Corridor, responsible for the development of the Corridor. The MB is the decision-making body of the respective Corridor.


 Corridor North Sea – Baltic		
Members of the MB of the Corridor are as follows.		
Member State	Infrastructure Manager/ Allocation Body	
BE	Infrabel	
CZ	Správa železnic, (SZCZ)	
DE	DB Netz AG	
EE	Eesti Raudtee AS (EVR)	
LT	LTG Infra	
LV	LatRailNet (LRN)	
	Latvijas dzelzceļš (LDz)	
NL	ProRail	
PL	PKP PLK S.A.	




- Railway Undertaking Advisory Group (RAG): composed of RUs interested in the use of the Corridor.

	Corridor North Sea – Baltic
<p>Any interested RU and non-RU applicants are kindly invited to participate in the RAG Meetings. Please contact the Office to be included in the member list (see Chapter 1.5) or register to the meeting on the website: https://rfc8.eu/corridor/organization/rag-tag/</p>	

- Terminal Advisory Group (TAG): composed of managers and owners of the terminals of the Corridor, including, where necessary, sea and inland waterway ports.


	Corridor North Sea – Baltic
<p>Any interested managers and owners of the terminals are kindly invited to participate in the TAG Meetings. Please contact the Office to be included in the member list (see Chapter 1.5) or register to the meeting on the website: http://rfc8.eu/corridor/organization/rag-tag/.</p>	

The organigram of the Corridor can be found below.

	Corridor North Sea – Baltic
<p>http://rfc8.eu/corridor/organization/</p>	

The Corridor organisation is based on a contractual agreement between the IMs and (where applicable) ABs along the Corridor.

For the execution of the common tasks the MB has decided to build up the following structure:


	Corridor North Sea – Baltic
<p>Details about the organisation can be found on the website: http://rfc8.eu/corridor/organization/.</p> <p>Several permanent and temporary working groups are working on the Corridor consisting of experts on specific fields delegated by the IMs.</p> <p>Details can be found on the website: http://rfc8.eu/corridor/organization/working-groups/.</p>	

To fulfil the tasks described in Article 13 of the Regulation, a Corridor One-Stop-Shop (C-OSS) was established as a single point of contact for requesting and receiving answers regarding infrastructure capacity for freight trains crossing at least one border along the Corridor. For contact details see 1.5 and 4.2.2.



1.5 Contacts

Applicants and any other interested parties wishing to obtain further information can contact the following persons:

 Rail Freight Corridor North Sea – Baltic	Corridor North Sea – Baltic
The relevant contacts of the Corridor are published on its website under the following link: http://rfc8.eu/contact-us/ .	

1.6 Legal status

This CID is drawn up, regularly updated and published in accordance with Article 18 of the Regulation regarding information on the conditions of use of the freight corridor. By applying for capacity on the Corridor, the applicants accept the provisions of Section 4 of this CID. Parts of this CID may be incorporated into contractual documents.

Every effort has been made to ensure that the information is complete, correct and valid. The involved IMs/ABs accept no liability for direct or indirect damages suffered as a result of obvious defects or misprints in this CID or other documents. Moreover, all responsibility for the content of the national NSs or any external sites referred to in this publication (links) is declined.

1.7 Validity Period, Updating and Publishing

This CID is valid for timetable year 2023 and all associated capacity allocation processes related to this timetable year.

The CID is published for each timetable year on the 2nd Monday of January of the previous timetable year.

The CID can be updated when necessary according to:

- changes in the rules and deadlines of the capacity allocation process,
- changes in the railway infrastructure of the member states,
- changes in services provided by the involved IMs/ABs,
- changes in charges set by the member states,
- etc.

The CID is also available free of charge in the Network and Corridor Information (NCI) portal as described in 1.8.5. In the portal, several corridors can be selected to create a common CID in order to optimise efforts of applicants interested in using more than one corridor to find all relevant information about all of the corridors concerned.

1.8 IT tools

The Corridor uses the following common IT tools provided by RNE in order to facilitate fast and easy access to the corridor infrastructure / capacity and corridor-related information for the applicants.

1.8.1 Path Coordination System (PCS)


PCS is the single tool for publishing the binding PaP and RC offer of the Corridor and for placing and managing international path requests on the Corridor. Access to the tool is free of charge and granted to all applicants who have a valid, signed PCS User Agreement with RNE. To receive access to the tool, applicants have to send their request to RNE via support.pcs@rne.eu.

More information can be found in 4.2.5 of this CID and via <http://pcs.rne.eu>.



1.8.2 Train Information System (TIS)

TIS is a web-based application that supports international train management by delivering real-time train data concerning international trains. The relevant data are obtained directly from the IMs' systems. The IMs send data to TIS, where all the information from the different IMs is combined into one train run from departure or origin to final destination. In this manner, a train can be monitored from start to end across borders. TIS also provides support to the Corridor Train Performance Management by providing information for punctuality, delay and quality analysis.

 Rail Freight Corridor North Sea – Baltic	Corridor North Sea – Baltic
All IMs on the Corridor participate in TIS, except EVR (Estonia) and LDz (Latvia).	


RUs and terminal operators may also be granted access to TIS by signing the TIS User Agreement with RNE. By signing this Agreement, the TIS User agrees to RNE sharing train information with cooperating TIS Users. The TIS User shall have access to the data relating to its own trains and to the trains of other TIS Users if they cooperate in the same train run (i.e. data sharing by default).

Access to TIS is free of charge. A user account can be requested via the RNE TIS Support: support.tis@rne.eu. For more information please visit the RNE TIS website: <http://tis.rne.eu>.

1.8.3 Charging Information System (CIS)

CIS is an infrastructure charging information system for applicants provided by IMs and ABs. The web-based application provides fast information on indicative charges related to the use of European rail infrastructure and estimates the price for the use of international train paths. It is an umbrella application for the various national rail infrastructure charging systems. CIS also enables an RFC routing-based calculation of infrastructure charge estimates. It means that the users can now define on which RFC(s) and which of their path segments they would like to make a query for a charge estimate.

Access to CIS is free of charge without user registration. For more information please visit the RNE CIS website <http://cis.rne.eu> or contact the RNE CIS Support: support.cis@rne.eu.

 Rail Freight Corridor North Sea – Baltic	Corridor North Sea – Baltic
All IMs on the Corridor participate in CIS, except EVR (Estonia).	

1.8.4 Customer Information Platform (CIP)

CIP is an interactive, internet-based information tool.

Access to the CIP is free of charge and without user registration.

For accessing the application, as well as for further information, use the following link:

<http://info-cip.rne.eu/>

By means of a Graphical User Interface (GUI), CIP provides precise information on the routing, terminals, specific track properties and infrastructure investment projects, as well as ICM lines and their re-routing options of the participating corridors. All essential corridor-related information documents, such as this CID, capacity offer and temporary capacity restrictions (TCRs) are also accessible in CIP.



1.8.5 Network and Corridor Information (NCI) portal

The NCI is a common web portal where NSs and CIDs are made available in a digitalised and user-friendly way.

Access to the NCI portal is free of charge and without user registration. For accessing the application, as well as for further information, use the following link: <http://nci.rne.eu/>.

1.9 Corridor Language

The common working language on the Corridor, as well as the original version of the CID, is English.

In case of inconsistencies between the English and the translated version, if existent, the English version of the CID always prevails.

The language used in operations is determined by national law.

2 Network Statement Excerpts

Each IM and – if applicable – AB of the Corridor publishes its Network Statement (NS) for each timetable year on its website, as well as in a digitalised way in the NCI portal at <http://nci.rne.eu/> with the aim to give an easy and user-friendly access to network and corridor-related information to all the interested parties in line with Article 18 of the Regulation (see also 1.8.5).

The users can search in the contents of the various NS documents and easily compare them.

3 Terminal Description

Article 18 of the Regulation obliges the MB of the Corridor to publish a list of terminals belonging to the Corridor and their characteristics in the CID.

In accordance with Article 2.2c of the Regulation, ‘terminal’ means *‘the installation provided along the freight corridor which has been specially arranged to allow either the loading and/or the unloading of goods onto/from freight trains, and the integration of rail freight services with road, maritime, river and air services, and either the forming or modification of the composition of freight trains; and, where necessary, performing border procedures at borders with European third countries’*.

According to Implementing Regulation (EU) 2177/2017, operators of service facilities, hence also terminal operators, are obliged to make available detailed information about their facilities to the IMs.

The purpose of this section of the CID is to give an overview of the terminal landscape along the Corridor while also including relevant information on the description of the terminals via links, if available.

The terminals along the Corridor are also displayed in a map in the CIP: www.cip.rne.eu.

The information provided in this section of the CID and in the CIP are for information purposes only. The Corridor cannot guarantee that the terminals in the CIP are exhaustively displayed and that the information is correct and up-to-date.

Annex 3.A provides a list of the terminals along the Corridor, together with a link to a detailed terminal description in the NSs, if provided by the terminal.



4 Procedures for Capacity, Traffic and Train Performance Management

4.1 Introduction


This Section of the CID describes the procedures for capacity allocation by the C-OSS, planned Temporary Capacity Restrictions (TCRs), Traffic Management and Train Performance Management on the Corridor.

All rules concerning applicants, the use of the C-OSS and its products — Pre-arranged Paths (PaPs) and Reserve Capacity (RC) — and how to order them are explained here. The processes, provisions and steps related to PaPs and RC refer to Regulation (EU) No. 913/2010 and are valid for all applicants. For all other issues, the relevant conditions presented in the Network Statements of the IMs/ABs concerned are applicable.

Pilots are being conducted on parts of some RFCs to test the results of the RNE-FTE project Redesign of the International Timetabling Process: 'TTR for Smart Capacity Management' (TTR). The lines concerned are the following:

- RFC Rhine-Alpine: Basel – Mannheim – Aachen,
- RFC North Sea-Mediterranean: Amsterdam – Paris.
- RFC Atlantic: Mannheim – Miranda de Ebro.
- RFC Baltic-Adriatic: Břeclav – Tarvisio-B./Jesenice/Spielfeld (except for the line Villach-Jesenice, which is not part of RFC Baltic-Adriatic).

Specific rules and terms for capacity allocation are applicable on these parts of the Corridors, which the MB of the particular Corridors decide upon.

 Rail Freight Corridor North Sea – Baltic	Corridor North Sea – Baltic
This Corridor does not participate in a TTR pilot project.	

Some of these pilots follow the rules and terms described and defined in Annex 4 of the Framework for Capacity Allocation. For all other lines of the above Corridors, the rules described in this Section 4 apply.

This document is revised and updated every year before the start of the yearly allocation process for PaPs. Changes in the legal basis of this document (e.g. changes in EU regulations, Framework for Capacity Allocation or national regulations) will be implemented with each revision.

Any changes during the running allocation process will be communicated directly to the applicants through publication on the Corridor's website.

4.2 Corridor OSS


According to Article 13 of the Regulation, the MB of the Corridor has established a C-OSS. The tasks of the C-OSS are carried out in a non-discriminatory way and it maintains confidentiality regarding applicants.

4.2.1 Function

The C-OSS is the only body where applicants may request and receive dedicated infrastructure capacity for international freight trains on the Corridor. The handling of the requests takes place in a single place and a single operation. The C-OSS is exclusively responsible for performing all the activities related to the publication and allocation decision with regard to requests for PaPs and RC on behalf of the IMs / ABs concerned.




4.2.2 Contact

 Corridor North Sea – Baltic	
Address	Adam-Riese-Straße 11-13, 60327 Frankfurt am Main Germany
Phone	Mobile: +49 160 9745 7524
Email	coss@rfc8.eu

4.2.3 Language of the C-OSS

The official language of the C-OSS for correspondence is English.

 Corridor North Sea – Baltic	
The C-OSS has beside English no additional official languages for correspondence.	

4.2.4 Tasks of the C-OSS

The C-OSS executes the tasks below during the following processes:

- Collection of international capacity wishes:
 - Consult all interested applicants in order to collect international capacity wishes and needs for the annual timetable by having them fill in a survey. This survey is sent by the C-OSS to the applicants and/or published on the Corridor's website. The results of the survey will be one part of the inputs for the predesign of the PaP offer. It is important to stress that under no circumstances the Corridor can guarantee the fulfilment of all expressed capacity wishes, nor will there be any priority in allocation linked to the provision of similar capacity.
- Predesign of PaP offer:
 - Give advice on the capacity offer, based on input received from the applicants, and the experience of the C-OSS and IMs/ABs, based on previous years and the results of the Transport Market Study
- Construction phase:
 - Monitor the PaP/RC construction to ensure harmonised border crossing times, calendar days and train parameters
- Publication phase:
 - Publish the PaP catalogue at X-11 in the Path Coordination System (PCS)
 - Inspect the PaP catalogue in cooperation with IMs/ABs, perform all needed corrections of errors detected by any of the involved parties until X-10.5
 - Publish offer for the late path request phase (where late path offer is applicable) in PCS
 - Publish the RC at X-2 in PCS
- Allocation phase: annual timetable (annual timetable process)
 - Collect, check and review all requests for PaPs including error fixing when possible
 - Create a register of the applications and keep it up-to-date (see 4.2.4.1)



- Manage the resolution of conflicting requests through consultation where applicable
 - In case of conflicting requests, take a decision on the basis of priority rules adopted by the Executive Board along the Corridor (see Framework for Capacity Allocation (FCA) in Annex 4.A)
 - Propose alternative PaPs, if available, to the applicants whose applications have a lower priority value (K value) due to a conflict between several path requests
 - Transmit path requests that cannot be treated to the IM/AB concerned, in order for them to elaborate tailor-made offers
 - Pre-book capacity and inform applicants about the results at X-7.5
 - Allocate capacity (PaPs) in conformity with the relevant international timetabling deadlines and processes as defined by RailNetEurope (RNE) and according to the allocation rules described in the FCA
 - Monitor the construction of feeder and/or outflow paths by sending these requests to the IMs/ABs concerned and obtain their responses/offers. In case of non-consistent offers (e.g. non-harmonised border times), ask for correction
 - Send the responses/offers (draft offer and final offer including feeder and outflow) to the applicants on behalf of the IMs/ABs concerned
 - Keep the PaP catalogue updated
- Allocation phase: late path requests (annual timetable process)
 - Collect, check and review all requests for the late path request phase including error fixing when possible
 - Allocate capacity for the late path request phase where applicable
 - Monitor the construction of feeder and/or outflow paths by sending these requests to the IMs/ABs concerned and obtain their responses/offers. In case of non-consistent offers (e.g. non-harmonised border times), ask for correction
 - Send the responses/offers to the applicants on behalf of the IMs/ABs concerned
 - Keep the catalogue concerned updated
 - Allocation phase: ad-hoc requests (RC) (running timetable process)
 - Collect, check and review all requests for RC including error fixing when possible
 - Create a register of the applications and keep it up-to-date
 - Allocate capacity for RC
 - Monitor the construction of feeder and/or outflow paths by sending these requests to the IMs/ABs concerned and obtain their responses/offers. In case of non-consistent offers (e.g. non-harmonised border times), ask for correction
 - Send the responses/offers to the applicants on behalf of the IMs/ABs concerned
 - Keep the RC catalogue updated

4.2.4.1 Path register

The C-OSS manages and keeps a path register up-to-date for all incoming requests, containing the dates of the requests, the names of the applicants, details of the documentation supplied and of incidents that have occurred. A path register shall be made freely available to all applicants concerned without disclosing the identity of other applicants, unless the applicants concerned have agreed to such a disclosure. The contents of the register will only be communicated to them on request.

4.2.5 Tool

PCS is the single tool for publishing the binding PaP and RC offer of the Corridor and for placing and managing international path requests on the Corridor (see also 1.8.1). Access to the tool is free of charge and granted to all applicants who have a valid, signed PCS User Agreement with



RNE. To receive access to the tool, applicants have to send their request to RNE via support.pcs@rne.eu.

Applications for PaPs/RC can only be made via PCS to the involved C-OSS. If the application is made directly to the IMs/ABs concerned, they inform the applicant that they have to place a correct PaP request in PCS via the C-OSS according to the applicable deadlines. PaP capacity requested only through national tools will not be allocated.

In other words, PaP/RC applications cannot be placed through any other tool than PCS.

4.3 Capacity allocation

The decision on the allocation of PaPs and RC on the Corridor is taken by the C-OSS on behalf of the IMs/ABs concerned. As regards feeder and/or outflow paths, the allocation decision is made by the relevant IMs/ABs and communicated to the applicant by the C-OSS. Consistent path construction containing the feeder and/or outflow sections and the corridor-related path section has to be ensured.

All necessary contractual relations regarding network access have to be dealt with bilaterally between the applicant and each individual IM/AB.

4.3.1 Framework for Capacity Allocation

Referring to Article 14.1 of the Regulation, the Executive Boards of the Rail Freight Corridors agreed upon a common Framework for Capacity Allocation. The document is available in Annex 4.A. and below.

 Rail Freight Corridor North Sea – Baltic	Corridor North Sea – Baltic
http://rfc8.eu/files/public/uploads/Downloads/Framework_for_capacity_allocation_v.12.10.2020.pdf	

The FCA constitutes the legal basis for capacity allocation by the C-OSS.

4.3.2 Applicants

In the context of a Corridor, an applicant means a railway undertaking or an international grouping of railway undertakings or other persons or legal entities, such as competent authorities under Regulation (EC) No. 1370/2007 and shippers, freight forwarders and combined transport operators, with a commercial interest in procuring infrastructure capacity for rail freight.

Applicants shall accept the general terms and conditions of the Corridor in PCS before placing their requests.

Without accepting the general terms and conditions, the applicant will not be able to send the request. In case a request is placed by several applicants, every applicant requesting PaP sections has to accept the general terms and conditions for each corridor on which the applicant is requesting a PaP section. In case one of the applicants only requests a feeder or outflow section, the acceptance of the general terms and conditions is not needed.

The acceptance shall be done only once per applicant and per corridor and is valid for one timetable period.

With the acceptance the applicant declares that it:


- has read, understood and accepted the Corridor's CID and, in particular, this Section 4,
- complies with all conditions set by applicable legislation and by the IMs/ABs involved in the paths it has requested, including all administrative and financial requirements,



- shall provide all data required for the path requests,
- accepts the provisions of the national Network Statements applicable to the path(s) requested.

In case of a non-RU applicant, it shall appoint the RU that will be responsible for train operation and inform the C-OSS and IMs/ABs about this RU as early as possible, but at the latest 30 days before the running day. If the appointment is not provided by this date, the PaP/RC is considered as cancelled, and national rules for path cancellation are applicable.

In case the applicant is a non-RU applicant, and applies for feeder / outflow paths, the national rules for nomination of the executing RU will be applied. In the table below the national deadlines for nomination of the executing RU for feeder / outflow paths can be found.

 Corridor North Sea – Baltic	
An overview of the deadlines of the IMs/ABs on the Corridor from the different Network Statements is listed below.	
IM/AB	Deadline
DB Netz AG, Germany <i>Depending on RB, final approval expected beginning of 2022</i>	30 days before first running day
EVR, Estonia	Time of Path Request
Infrabel, Belgium	7 days before the running day
LRN, Latvia	Time of Path Request
LTG Infra, Lithuania	Time of Path Request
PKP PLK S.A., Poland	In yearly TT no later than on 3 June 2022. In a mode other than yearly TT Time of Path Request
ProRail, Netherlands	Within 30 days of the traffic day
SZCZ, Czech Republic	Time of Path Request

4.3.3 Requirements for requesting capacity

The Corridor applies the international timetabling deadlines defined by RNE for placing path requests as well as for allocating paths (for the Corridor calendar, see <http://www.rne.eu/sales-timetabling/timetabling-calender/> or Annex 4.B).


All applications have to be submitted via PCS, which is the single tool for requesting and managing capacity on all corridors. The C-OSS is not entitled to create PCS dossiers on behalf of the applicant. If requested, the C-OSS can support applicants in creating the dossiers in order to prevent inconsistencies and guide the applicants' expectations (maximum 1 week prior to the request deadline). The IMs/ABs may support applicants by providing a technical check of the requests.

A request for international freight capacity via the C-OSS has to fulfil the following requirements:



- it must be submitted to a C-OSS by using PCS, including at least one PaP/RC section (for access to PCS, see 1.8.1 and 4.2.5). Details are explained in the PCS User Manual <http://cms.rne.eu/pcs/pcs-documentation/pcs-basics>),
- it must cross at least one border on a corridor,
- it must comprise a train run from origin to destination, including PaP/RC sections on one or more corridors as well as, where applicable, feeder and/or outflow paths, on all of its running days. In certain cases, which are due to technical limitations of PCS, a request may have to be submitted in the form of more than one dossier. These specific cases are the following:
 - Different origin and/or destination depending on running day (But using identical PaP/RC capacity for at least one of the IMs for which capacity was requested).
 - Transshipment from one train onto different trains (or vice versa) because of infrastructure restrictions.
 - The IM/AB specifically asks the applicant to split the request into two or more dossiers.

To be able for the C-OSS to identify such dossiers as one request, and to allow a correct calculation of the priority value (K value) in case a request has to be submitted in more than one dossier, the applicant should indicate the link among these dossiers in PCS. Furthermore, the applicant should mention the reason for using more than one dossier in the comment field.
- the technical parameters of the path request have to be within the range of the parameters – as originally published – of the requested PaP sections (exceptions are possible if allowed by the IM/AB concerned, e.g. when the timetable of the PaP can be respected)
- as regards sections with flexible times, the applicant may adjust/insert times, stops and parameters according to its individual needs within the given range.

 <p>Rail Freight Corridor North Sea – Baltic</p>	<p>Corridor North Sea – Baltic</p>
<p>No corridor specific requirements for additional cases on the Corridor.</p>	

4.3.4 Annual timetable phase

4.3.4.1 PaPs

PaPs are a joint offer of coordinated cross-border paths for the annual timetable produced by IMs/ABs involved in the Corridor. The C-OSS acts as a single point of contact for the publication and allocation of PaPs.

PaPs constitute an off-the-shelf capacity product for international rail freight services. In order to meet the applicants' need for flexibility and the market demand on the Corridor, PaPs are split up in several sections, instead of being supplied as entire PaPs, as for example from Antwerp to Tallinn (Ülemiste). Therefore, the offer might also include some purely national PaP sections – to be requested from the C-OSS for freight trains crossing at least one border on a corridor in the context of international path applications.

A catalogue of PaPs is published by the C-OSS in preparation of each timetable period. It is published in PCS and on the Corridor's website.




Symbols in schematic corridor map:

Nodes along the Corridor, shown on the schematic map, are divided into the following types:

➤ Handover Point

Point where planning responsibility is handed over from one IM to another. Published times cannot be changed. In case there are two consecutive Handover Points, only the departure time from the first Handover Point and the arrival time at the second Handover Point cannot be changed.

On the maps, this is shown as:

 Handover Point

➤ Intermediate Point

Feeder and outflow connections are possible. If the path request ends at an Intermediate Point without indication of a further path, feeder/outflow or additional PaP section, the destination terminal / parking facility of the train can be mentioned. Intermediate Points also allow stops for train handling, e.g. loco change, driver change, etc. An Intermediate Point can be combined with a Handover Point.

On the maps, this is shown as:

 Intermediate Point

 Intermediate Point combined with Handover Point

➤ Operational Point

Train handling (e.g. loco change, driver change) are possible as defined in the PaP section. No feeder or outflow connections are possible.

On the maps, this is shown as:

 Operational Point

A schematic map of the Corridor can be found in Annex 4C.

4.3.4.3 Features of PaPs


A PaP timetable is published containing one of the following features:

- Sections with fixed times (data cannot be modified in the path request by an applicant).
 - Capacity with fixed origin, intermediate and destination times within one IM/AB.
 - Intermediate Points and Operational Points (as defined in 4.3.4.2) with fixed times. Requests for changes to the published PaP have to be examined by the IMs/ABs concerned and can only be accepted if they are feasible and if this does not change the calculation of the priority rule in case of conflicting requests at X-8.
- Sections with flexible times (data may be modified in the path request by an applicant according to individual needs, but without exceeding the given range of standard running times, stopping times and train parameters. Where applicable, the maximum number of stops and total stopping time per section have to be respected).
 - Applicants are free to include their own requirements in their PaP request within the parameters mentioned in the PaP catalogue.
 - Where applicable, the indication of standard journey times for each corridor section has to be respected.
 - Optional: Intermediate Points (as defined in 4.3.4.2) without fixed times. Other points on the Corridor may be requested.




○ Optional: Operational Points (as defined in 4.3.4.2) without fixed times. Requests for changes outside of the above-mentioned flexibility have to be examined by the IMs/ABs concerned if they accept the requests. The changes can only be accepted if they are feasible.

The C-OSS promotes the PaPs by presenting them to existing and potential applicants.

 Rail Freight Corridor North Sea – Baltic	Corridor North Sea – Baltic
<p>The Corridor offers:</p> <ul style="list-style-type: none"> - FixPaPs on the sections in the Netherlands and Belgium; - FlexPaPs with a bandwidth approach on the sections in Germany, Czech Republic, Poland, Lithuania, Latvia and Estonia. <p>Times in FlexPaPs can be modified within the bandwidth of the originally published PaP. Bandwidths are defined and displayed in Annex 4D.</p>	

4.3.4.4 Multiple corridor paths


It is possible for capacity requests to cover more than one corridor. A PaP offer harmonised by different corridors may be published and indicated as such. The applicant may request PaP sections on different corridors within one request. Each C-OSS remains responsible for allocating its own PaP sections, but the applicant may address its questions to only one of the involved C-OSSs, who will coordinate with the other concerned C-OSSs whenever needed.

 Rail Freight Corridor North Sea – Baltic	Corridor North Sea – Baltic
Multiple corridor paths on the Corridor are displayed on the schematic map in Annex 4C.	

4.3.4.5 PaPs on overlapping sections

The layout of the corridor lines leads to situations where some corridor lines overlap with others. The aim of the corridors, in this case, is to prepare the best possible offer, taking into account the different traffic flows and to show the possible solutions to link the overlapping sections concerned with the rest of the corridors in question.

In case of overlapping sections, corridors may develop a common offer, visible via all corridors concerned. These involved corridors will decide which C-OSS is responsible for the final allocation decision on the published capacity. In case of conflict, the responsible C-OSS will deal with the process of deciding which request should have priority together with the other C-OSSs. In any case, the applicant will be consulted by the responsible C-OSS.

 Rail Freight Corridor North Sea – Baltic	Corridor North Sea – Baltic
Common offers on overlapping sections on the Corridor are displayed in the schematic map in Annex 4C.	



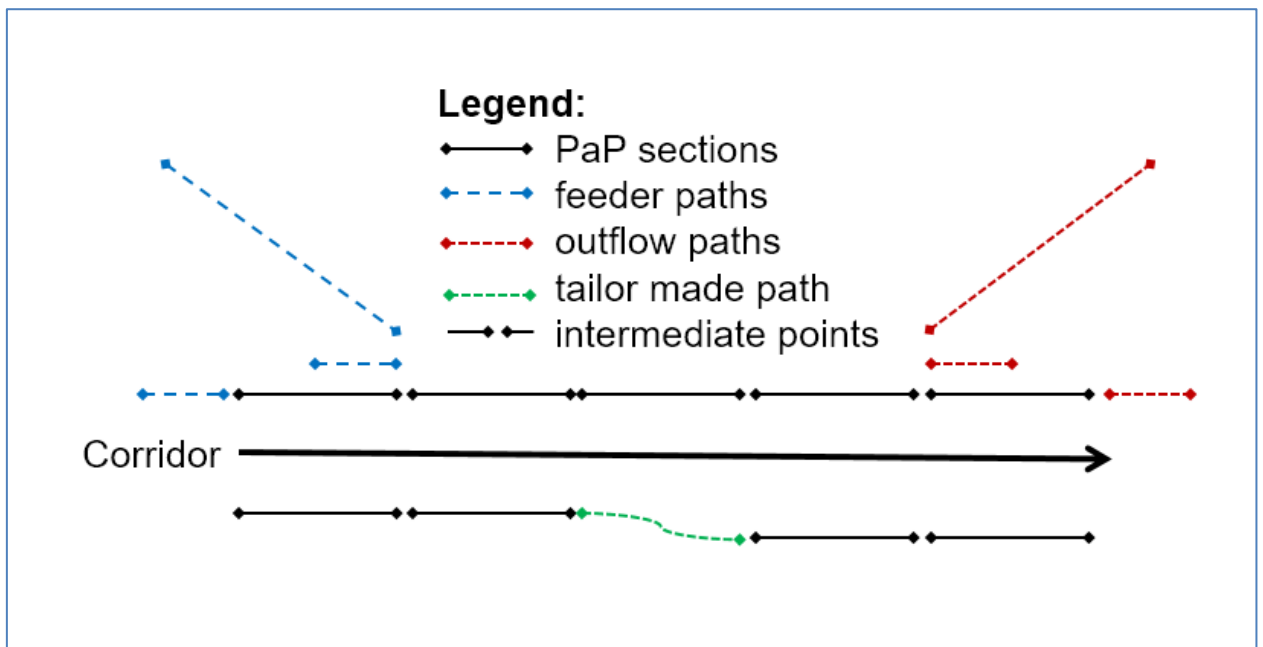
4.3.4.6 Feeder, outflow and tailor-made paths

In case available PaPs do not cover the entire requested path, the applicant may include a feeder and/or outflow path to the PaP section(s) in the international request addressed to the C-OSS via PCS in a single request.

A feeder/outflow path refers to any path section prior to reaching an Intermediate Point on a corridor (feeder path) or any path section after leaving a corridor at an Intermediate Point (outflow path).

Feeder / outflow paths will be constructed on request in the PCS dossiers concerned by following the national path allocation rules. The offer is communicated to the applicant by the C-OSS within the same time frame available for the communication of the requested PaPs. Requesting a tailor-made path between two PaP sections is possible, but because of the difficulty for IMs/ABs to link two PaP sections, a suitable offer might be less likely (for further explanation see 4.3.4.16).

Graph with possible scenarios for feeder/outflow paths in connection with a request for one or more PaP section(s):



4.3.4.7 Handling of requests


The C-OSS publishes the PaP catalogue at X-11 in PCS, inspects it in cooperation with IMs/ABs, and performs all needed corrections of errors detected by any of the involved parties until X-10.5. Applicants can submit their requests until X-8. The C-OSS offers a single point of contact to applicants, allowing them to submit requests and receive answers regarding corridor capacity for international freight trains crossing at least one border on a corridor in one single operation. If requested, the C-OSS can support applicants in creating the dossiers in order to prevent inconsistencies and guide the applicants' expectations. The IMs/ABs may support the applicants by providing a technical check of the requests.

4.3.4.8 Leading tool for the handling of capacity requests

Applicants sending requests to the C-OSS shall use PCS. Within the construction process of feeder and/or outflow paths and tailor-made paths, the national tool may show additional information to the applicant.

The following matrix shows for each step of the process which tool is considered as the leading tool.

Phase	Application (till X-8)	Withdrawal (X-8)	Pre-booking (X-7.5)	Draft offer (X-5)	Observation (X-5 till X-4)	Final offer (X-3.5)	Acceptance (until X-3)	Modification (after X-4)	Cancellation (after X-4)
Leading tool	PCS	PCS	PCS	PCS	PCS	PCS	PCS	National tool/PCS	National tool/PCS
Additional tool			Email (for pre-booking information)						

 Rail Freight Corridor North Sea – Baltic	Corridor North Sea – Baltic
All requests for modification and / or cancellation after X-4 must be placed by IM's national tool only.	

4.3.4.9 Check of the applications


The C-OSS assumes that the applicant has accepted the published PaP characteristics by requesting the selected PaP. However, for all incoming capacity requests it will perform the following plausibility checks:

- Request for freight train using PaP and crossing at least one border on a corridor
- Request without major change of parameters

If there are plausibility flaws, the C-OSS may check with the applicant whether these can be resolved:

- if the issue can be solved, the request will be corrected by the C-OSS (after the approval of the applicants concerned) and processed like all other requests. The applicant has to accept or reject the corrections within 5 calendar days. In case the applicant does not answer or reject the corrections, the C-OSS forwards the original request to the IM/AB concerned.
- if the issue cannot be resolved, the request will be rejected.

All requests not respecting the published offer are immediately forwarded by the C-OSS to the IM/AB concerned for further treatment. In those cases, answers are provided by the involved IM/AB. The IMs/ABs will accept them as placed in time (i.e. until X-8).

 Rail Freight Corridor North Sea – Baltic	Corridor North Sea – Baltic
No additional checks on the Corridor.	

In case of missing or inconsistent data the C-OSS directly contacts the leading applicant and asks for the relevant data update/changes to be delivered within 5 calendar days.

In general: in case a request contains PaPs on several corridors, the C-OSSs concerned check the capacity request in cooperation with the other involved C-OSS(s) to ensure their cooperation



in treating multiple corridor requests. This way, the cumulated length of PaPs requested on each corridor is used to calculate the priority value (K value) of possible conflicting requests (see more details in 4.3.4.11). The different corridors can thus be seen as part of one combined network.

4.3.4.10 Pre-booking phase

In the event of conflicting requests for PaPs placed until X-8, a priority rule is applied. The priority rules are stated in the FCA (Annex 4.A) and in 4.3.4.11.

On behalf of the IMs/ABs concerned and according to the result of the application of the priority rules - as detailed in 4.3.4.11 - the C-OSS pre-books the PaPs.

The C-OSS also forwards the requested feeder/outflow path and/or adjustment to the IMs/ABs concerned for elaboration of a timetable offer fitting to the PaP already reserved (pre-booked), just as might be the case with requests with a lower priority value (priority rule process below). The latter will be handled in the following order:

- consultation may be applied
- alternatives may be offered (if available)
- if none of the above steps were applied or successful, the requested timetable will be forwarded to the IMs/ABs concerned to elaborate a tailor-made offer as close as possible to the initial request.

4.3.4.11 Priority rules in capacity allocation


Conflicts are solved with the following steps, which are in line with the FCA:

- A) A resolution through consultation may be promoted and performed between applicants and the C-OSS, if the following criteria are met:
 - o The conflict is only on a single corridor.
 - o Suitable alternative PaPs are available.
- B) Applying the priority rule as described in Annex 1 of the FCA (see Annex 4.A) and in 4.3.4.13 and 4.3.4.14.
 - a. Cases where no Network PaP is involved (see 4.3.4.13)
 - b. Cases where Network PaP is involved in at least one of the requests (see 4.3.4.14)

The Table of Distances in Annex 4.E shows the distances taken into account in the priority calculation.

- C) Random selection (see 4.3.4.15).

In the case that more than one PaP is available for the published reference PaP, the C-OSS pre-books the PaPs with the highest priority until the published threshold is reached. When this threshold is reached, the C-OSS will apply the procedure for handling requests with a lower priority as listed above.


 Rail Freight Corridor North Sea – Baltic	Corridor North Sea – Baltic
The Corridor does not apply the resolution through consultation.	

4.3.4.12 Network PaP

A Network PaP is not a path product. However, certain PaPs may be designated by corridors as 'Network PaPs', in most cases for capacity requests involving more than one corridor. Network PaPs are designed to be taken into account for the definition of the priority of a request, for



example on PaP sections with scarce capacity. The aim is to make the best use of available capacity and provide a better match with traffic demand.

 Rail Freight Corridor North Sea – Baltic	Corridor North Sea – Baltic
The Corridor does not designate any Network PaPs.	

4.3.4.13 Priority rule in case no Network PaP is involved

The priority is calculated according to this formula:

$$K = (L^{PAP} + L^{F/O}) \times Y^{RD}$$

L^{PAP} = Total requested length of all PaP sections on all involved RFCs included in one request. The definition of a request can be found in Chapter 4.3.3.

$L^{F/O}$ = Total requested length of the feeder/outflow path(s) included in one request; for the sake of practicality, is assumed to be the distance as the crow flies.

Y^{RD} = Number of requested running days for the timetable period. A running day will only be taken into account for the priority calculation if it refers to a date with a published PaP offer for the given section.


K = The rate for priority

All lengths are counted in kilometres.

The method of applying this formula is:

- in a first step the priority value (K) is calculated using only the total requested length of pre-arranged path (L^{PAP}) multiplied by the Number of requested running days (Y^{RD});
- if the requests cannot be separated in this way, the priority value (K) is calculated using the total length of the complete paths ($L^{PAP} + L^{F/O}$) multiplied by the number of requested running days (Y^{RD}) in order to separate the requests;
- if the requests cannot be separated in this way, a random selection is used to separate the requests. This random selection is described in 4.3.4.15.

4.3.4.14 Priority rule if a Network PaP is involved in at least one of the conflicting requests

 Rail Freight Corridor North Sea – Baltic	Corridor North Sea – Baltic
Networks PaPs are not being offered by the Corridor.	


4.3.4.15 Random selection

If the requests cannot be separated by the above-mentioned priority rules, a random selection is used to separate the requests.

- The respective applicants will be acknowledged of the undecided conflict before X-7.5 and invited to attend a drawing of lots.
- The actual drawing will be prepared and executed by the C-OSS, with complete transparency.



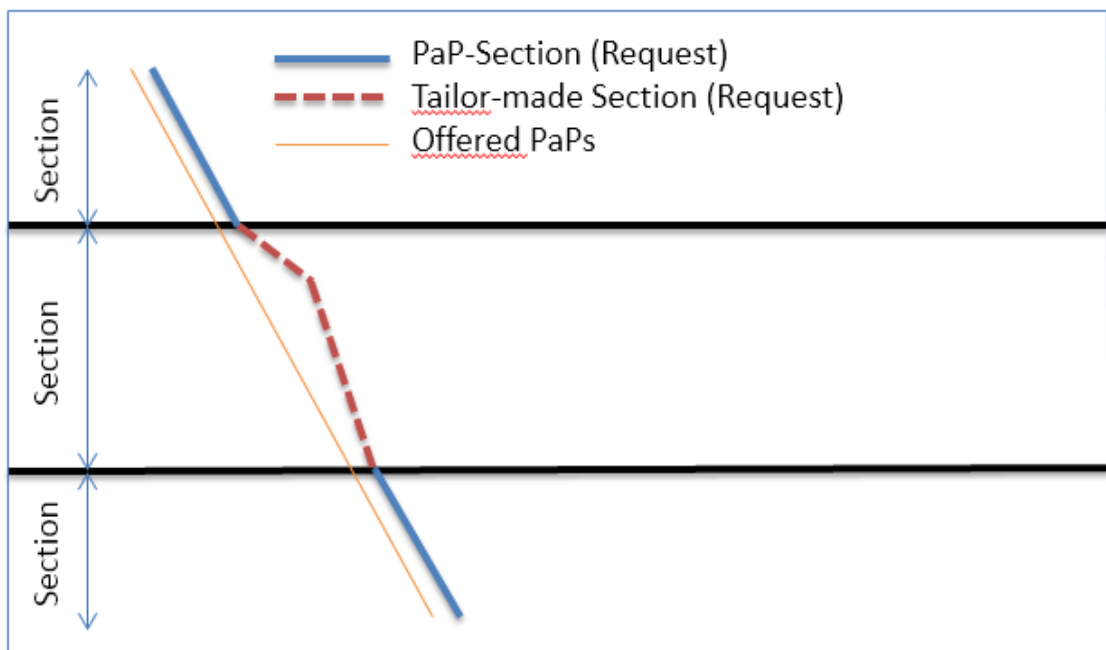
- The result of the drawing will be communicated to all involved parties, present or not, via PCS and e-mail, before X-7.5.

 Rail Freight Corridor North Sea – Baltic	Corridor North Sea – Baltic
The Corridor uses the above described random selection.	

4.3.4.16 Special cases of requests and their treatment

The following special use of PaPs is known out of the allocation within the past timetables: Division of continuous offer in shares identified by the PaP ID (PaPs / non-PaPs). This refers to the situation when applicants request corridor capacity (on one or more corridors) in the following order:

- 1) PaP section
- 2) Tailor-made section
- 3) PaP section



These requests will be taken into consideration, depending on the construction starting point in the request, as follows:

- Construction starting point at the beginning: The C-OSS pre-books the PaP sections from origin until the end of the first continuous PaP section. No section after the interruption of PaP sections will be pre-booked; they will be treated as tailor-made.
- Construction starting point at the end: The C-OSS pre-books the PaP sections from the destination of the request until the beginning of the last continuous PaP section. No sections between the origin and the interruption of the PaP sections will be pre-booked; they will be treated as tailor-made.
- Construction starting point in the middle: The C-OSS pre-books the longest of the requested PaP sections either before or after the interruption. No other sections will be pre-booked; they will be treated as tailor-made.

However, in each of the above cases, the requested PaP capacity that becomes tailor-made might be allocated at a later stage if the IMs/ABs can deliver the tailor-made share as requested. In case of allocation, the PaP share that can become tailor-made retains full protection. This type of request doesn't influence the application of the priority rule.

4.3.4.17 Result of the pre-booking

The C-OSS provides interim information to applicants regarding the status of their application no later than X-7.5.

In the case that consultation was applied, the applicants concerned are informed about the outcome.


In the case that no consultation was applied, the interim notification informs applicants with a higher priority value (K value) about pre-booking decisions in their favour.

In case of conflicting requests with a lower priority value, the C-OSS shall offer an alternative PaP, if available. The applicant concerned has to accept or reject the offered alternative within 5 calendar days. In case the applicant does not answer, or rejects the alternative, or no alternative is available, the C-OSS forwards the original request to the IM/AB concerned. The C-OSS informs the applicants with a lower priority value (K value) by X-7.5 that their path request has been forwarded to the IM/AB concerned for further treatment within the regular process for the annual timetable construction, and that the C-OSS will provide the draft path offer on behalf of the IM/AB concerned at X-5 via PCS. These applications are handled by the IM/AB concerned as on-time applications for the annual timetable and are therefore included in the regular national construction process of the annual timetable.

4.3.4.18 Handling of non-requested PaPs

There are two ways of handling non-requested PaPs at X-7.5, based on the decision of the MB.

- A) After pre-booking, all non-requested PaPs are handed over to the IM/AB.
- B) The MB takes a decision regarding the capacity to be republished after X-7.5. This decision depends on the "booking situation" at that moment. More precisely, at least the following three criteria must be fulfilled in the following order of importance):
 1. There must be enough capacity for late requests, if applicable, and RC.
 2. Take into account the demand for international paths for freight trains placed by other means than PCS.
 3. Take into account the need for modification of the capacity offer due to possible changes in the planning of TCRs.

 Rail Freight Corridor North Sea – Baltic	Corridor North Sea – Baltic
The Corridor handles non-requested PaPs according to A above.	

4.3.4.19 Draft offer

After receiving the pre-booking decision by the C-OSS, the IMs/ABs concerned will elaborate the flexible parts of the requests:


- Feeder, outflow or intermediate sections
- Pre-booked sections for which the published timetable is not available anymore due to external influences, e.g. temporary capacity restrictions
- In case of modifications to the published timetable requested by the applicant



➤ In case of an alternative offer that was rejected by the applicant or is not available In case IMs/ABs cannot create the draft offer due to specific wishes of the applicant not being feasible, the C-OSS has to reject the request.

The C-OSSs shall be informed about the progress, especially regarding the parts of the requests that cannot be fulfilled, as well as conflicts and problems in harmonising the path offers.

At the RNE draft timetable deadline (X-5) the C-OSS communicates the draft timetable offer for every handled request concerning pre-booked PaPs including feeder and/or outflow, tailor-made sections and tailor-made offers in case of conflicting requests to the applicant via PCS on behalf of the IM/AB concerned.

 Rail Freight Corridor North Sea – Baltic	Corridor North Sea – Baltic
The Corridor does not include flexibility into the draft offer.	

4.3.4.20 Observations


Applicants can place observations on the draft timetable offer in PCS one month from the date stated in Annex 4B, which are monitored by the C-OSS. The C-OSS can support the applicants regarding their observations. This procedure only concerns observations related to the original path request — whereas modifications to the original path requests are treated as described in 4.3.7.1 (without further involvement of the C-OSS).

4.3.4.21 Post-processing

Based on the above-mentioned observations the IMs/ABs have the opportunity to revise offers between X-4 and X-3.5. The updated offer is provided to the C-OSS, which – after a consistency check – submits the final offer to the applicant in PCS.

4.3.4.22 Final offer

At the final offer deadline (X-3.5), the C-OSS communicates the final timetable offer for every valid PaP request including feeder and/or outflow, tailor-made sections and tailor-made offers in case of conflicting requests to the applicants via PCS on behalf of the IM/AB concerned. If, for operational reasons, publication via national tools is still necessary (e.g. to produce documents for train drivers), the IMs/ABs have to ensure that there are no discrepancies between PCS and the national tool.

 Rail Freight Corridor North Sea – Baltic	Corridor North Sea – Baltic
The Corridor does not include flexibility into the final offer.	

The applicants involved shall accept or reject the final offer within 5 calendar days in PCS.

- Acceptance > leads to allocation
- Rejection > leads to withdrawal and closing of the request
- No answer > The C-OSS will actively try to get an answer. In case there is no answer from the applicants, the C-OSS will end the process (no allocation).

If not all applicants agree on the final offer, the request will be considered as unanswered.

4.3.5 Late path request phase

Late path requests refer to capacity requests concerning the annual timetable sent to the C-OSS within the timeframe from X-7.5 until X-2.




 Rail Freight Corridor
North Sea – Baltic

Corridor North Sea – Baltic

The Corridor does not offer late path requests. The applicant can carry out a late path request on another corridor and request a feeder/outflow for the lines of the Corridor.

4.3.5.1 Product

Capacity for late path requests can be offered in the following ways:

- A) In the same way, as for PaPs, either specially constructed paths for late path requests or PaPs which were not used for the annual timetable.
- B) On the basis of capacity slots. Slots are displayed per corridor section and the standard running time is indicated. To order capacity for late path requests, corridor sections without any time indications are available in PCS. The applicant may indicate his individually required departure and/or arrival times, and feeder and outflow path(s), as well as construction starting point. The indications should respect the indicated standard running times.

Capacity for late path request has to be requested via PCS either in the same way as for PaPs or by using capacity slots in PCS.


 Rail Freight Corridor
North Sea – Baltic

Corridor North Sea – Baltic

The Corridor does not offer late path requests.
The applicant can carry out a late path request on another corridor and request a feeder/outflow for the lines of the Corridor.

4.3.5.2 Multiple corridor paths

It is possible for capacity requests to cover more than one corridor if capacity is offered. See 4.3.4.4.


 Rail Freight Corridor
North Sea – Baltic


Corridor North Sea – Baltic

The Corridor does not offer late path requests.
The applicant can carry out a late path request on another corridor and request a feeder/outflow for the lines of the Corridor.

4.3.5.3 Late paths on overlapping sections

See 4.3.4.5.



 Rail Freight Corridor North Sea – Baltic	Corridor North Sea – Baltic
<p>The Corridor does not offer late path requests. The applicant can carry out a late path request on another corridor and request a feeder/outflow for the lines of the Corridor</p>	

4.3.5.4 Handling of requests


The C-OSS receives and collects all path requests that are placed via PCS.

4.3.5.5 Leading tool for late path requests

Applicants sending late path requests to the C-OSS shall use PCS. Within the construction process, the national tool may show additional information to the applicant.

The following matrix shows for each step of the process which tool is considered as the leading tool.

Phase	Application (X-7.5 till X-2)	Withdrawal (X-8 till X-2)	Offer (X-1)	Acceptance (until X-0.75)	Modification	Cancellation
Leading tool	PCS	PCS	PCS	PCS	National tool/PCS	National tool/PCS

 Rail Freight Corridor North Sea – Baltic	Corridor North Sea – Baltic
<p>The Corridor does not offer late path requests.</p>	

4.3.5.6 Check of the applications

The C-OSS checks all requests as described in 4.3.4.9.

4.3.5.7 Pre-booking

The C-OSS coordinates the offer with the IMs/ABs concerned or other C-OSS if needed by following the rule of “first come – first served”.

4.3.5.8 Path elaboration

During the path elaboration phase, the IMs/ABs concerned will prepare the Late Path offer under coordination of the C-OSS.

4.3.5.9 Late request offer

All applicants involved shall accept, ask for adaptations or reject the late request offer within 5 calendar days in PCS. By triggering the ‘ask for adaptation’ function, applicants can place comments on the late request offer, which will be monitored by the C-OSS. This procedure only concerns comments related to the original path request – whereas modifications to the original path requests are treated as described in 4.3.7.1 (without further involvement of the C-OSS).

- Acceptance > leads to allocation



- Ask for adaptations > late offer can be returned to path elaboration with comments; IM/AB will make an alternative proposal; however, if no alternatives are possible, the applicant will have to prepare a new request
- Rejection > leads to withdrawal and closing of the request
- No answer > The C-OSS will actively try to get an answer. In case there is still no answer from the applicants, the C-OSS will end the process (no allocation)

If not all applicants agree on the final offer, the request will be considered as unanswered.


4.3.6 Ad-hoc path request phase

4.3.6.1 Reserve capacity (RC)


During the ad-hoc path request phase, the C-OSS offers RC based on PaPs or capacity slots to allow for a quick and optimal answer to ad-hoc path requests:

- A. RC based on PaPs will be a collection of several sections along the Corridor, either of non-requested PaPs and/or PaPs constructed out of remaining capacity by the IMs/ABs after the allocation of overall capacity for the annual timetable as well as in the late path request phase.
- B. In case RC is offered on the basis of capacity slots, slots are displayed per corridor section and the standard running time is indicated. The involved IMs/ABs jointly determine the amount of RC for the next timetable year between X-3 and X-2. The determined slots may not be decreased by the IMs/ABs during the last three months before real time.

To order reserve capacity slots, corridor sections without any time indication are available in PCS. The applicant may indicate his individually required departure and/or arrival times, feeder and outflow path(s) as well as construction starting point. The indications should respect the indicated standard running times as far as possible.

	Corridor North Sea – Baltic
<p>The Corridor offers RC through variant B. The timeframe for RC requests is +/- 3 hours from the reference point the applicant indicates (start or end of request).</p>	

RC is published by the C-OSS at X-2 in PCS and on the website of the Corridor under the following link:


	Corridor North Sea – Baltic
<p>Reserve capacity for timetable 2023 will be available from October 2022 and published in the Path Coordination System (PCS).</p>	

The IMs can modify or withdraw RC for a certain period in case of unavailability of capacity due to force majeure. Applicants can book RC via the C-OSS until 30 days before the running day. To make ad-hoc requests less than 30 days before the running day, they have to contact the IMs/ABs directly.

4.3.6.2 Multiple corridor paths


It is possible for capacity requests to cover more than one corridor. See 4.3.4.4.



 Corridor North Sea – Baltic Rail Freight Corridor North Sea – Baltic
Multiple corridor paths on the Corridor are displayed on the schematic map in Annex 4C.

4.3.6.3 Reserve capacity on overlapping sections

See 4.3.4.5.

 Corridor North Sea – Baltic Rail Freight Corridor North Sea – Baltic
Description of common offers on overlapping sections on the Corridor are displayed on the schematic map in Annex 4C.

4.3.6.4 Feeder, outflow and tailor-made paths

See 4.3.4.6. For RC the same concept applies as for PaPs in the annual timetable.

4.3.6.5 Handling of requests


The C-OSS receives and collects all path requests for RC placed via PCS until 30 days before the running day. If requested, the C-OSS can support applicants in creating the dossiers to prevent inconsistencies and guide the applicants' expectations. The IMs/ABs may support the applicants by providing a technical check of the requests.

4.3.6.6 Leading tool for ad-hoc requests

Applicants sending requests for RC to the C-OSS shall use PCS. Within the construction process, the national tool may show additional information to the applicant.

The following matrix shows for each step of the process which tool is considered as the leading tool.

Phase	Application and allocation (X-2 till X+12)	Withdrawal	Offer (10 calendar days before train run)	Answer (within 5 calendar days after offer)	Modification	Cancellation
Leading tool	PCS	PCS	PCS	PCS	National tool/PCS	National tool/PCS

 Corridor North Sea – Baltic Rail Freight Corridor North Sea – Baltic
All requests for modification and/or cancellation must be placed by IM's national tool only.

4.3.6.7 Check of the applications

The C-OSS checks all requests as described in 4.3.4.9.



4.3.6.8 Pre-booking

The C-OSS applies the 'first come – first served' rule.

4.3.6.9 Path elaboration

During the path elaboration phase, the IMs/ABs concerned will prepare the offer under coordination of the C-OSS.

4.3.6.10 Ad-hoc request offer

Applicants shall receive the ad-hoc offer no later than 10 calendar days before the train run. All applicants involved shall accept, ask for adaptations or reject the ad-hoc offer within 5 calendar days in PCS. By triggering the 'ask for adaptation' function, applicants can place comments on the ad-hoc request offer, which will be monitored by the C-OSS. This procedure only concerns comments related to the original path request – whereas modifications to the original path requests are treated as described in 4.3.7.1 (without further involvement of the C-OSS).

- Acceptance > leads to allocation
- Ask for adaptations > ad-hoc offer can be returned to path elaboration with comments; IM/AB will make an alternative proposal; however, if no alternatives are possible, the applicant will have to prepare a new request
- Rejection > leads to withdrawal of the offer and closing of the request
- No answer > The C-OSS will actively try to get an answer. In case there is still no answer from the applicants, the C-OSS will end the process (no allocation)

If not all applicants agree on the final offer, the request will be considered as unanswered.

4.3.7 Request for changes by the applicant

4.3.7.1 Modification


The Sector Handbook for the communication between Railway Undertakings and Infrastructure Managers (RU/IM Telematics Sector Handbook) is the specification of the TAF-TSI (EC) No. 1305/2014 Regulation. According to its Annex 12.2 UML Model of the yearly timetable path request, it is not possible to place change requests for paths (even including PaPs) by the applicant between X-8 and X-5. The only option in this period is the deletion, meaning the withdrawal, of the path request.

4.3.7.2 Withdrawal

Withdrawing a request is only possible

- After submitting the request (until X-8) until the final offer
- before allocation during the late path request phase (where applicable) and ad-hoc path request phase.

Resubmitting the withdrawn dossier will be considered as annual request only until X-8.

 Corridor North Sea – Baltic	
An overview of withdrawal fees and deadlines of the IMs/ABs on the Corridor (extract from the different Network Statements) is listed below.	
IM	Withdrawal fees and deadlines
DB Netz AG, Germany <i>Depending on RB, final approval expected beginning of 2022</i>	Withdrawal between X-8 – X-4: Prior to receiving a path offer from DB Netz AG, applicants may withdraw a request at any time. They will not be charged by DB Netz AG for withdrawing a request as long as they have not received a path offer.



	RUs will be charged after having received the final offer at X-4 <i>Please note, a charge for issuing an offer is getting effective - clause 4.3.10</i>
EVR, Estonia	Same as cancellation, see 4.3.7.4
Infrabel, Belgium	No fees
LRN, Latvia	Free of charge
LTG Infra, Lithuania	Free of charge
PKP PLK S.A., Poland	Free of charge
ProRail, Netherlands	No financial penalties in the form of charges or surcharges apply to the non-use of train paths by titleholders.
SZCZ, Czech Republic	Free of charge


4.3.7.3 Transfer of capacity

Once capacity is pre-booked or allocated to an applicant, it shall not be transferred by the recipient to another applicant. The use of capacity by an RU that carries out business on behalf of a non-RU applicant is not considered a transfer.

4.3.7.4 Cancellation

Cancellation refers to the phase between final allocation and the train run. Cancellation can refer to one, several or all running days and to one, several or all sections of the allocated path.

In case a path has to be cancelled, for whatever reason, the cancellation has to be done according to national processes.

 Corridor North Sea – Baltic	
IM	Cancellation fees and deadlines
DB Netz, Germany <i>Depending on RB, final approval expected beginning of 2022</i>	Until 30 calendar days before the running day, a minimum cancellation fee has to be paid: <ul style="list-style-type: none"> • In case of cancellations, a minimum cancellation fee is generally charged for each day of service cancelled, depending on the expense associated therewith. • No minimum cancellation fee accrues for days of service for which an increased cancellation fee is charged • The minimum cancellation fee is calculated by multiplying the timetable costs according to the working timetable by the number of train-path kilometers affected by the amendment, multiplied by the number of amended days of service. The minimum cancellation fee is limited by a maximum of € 811. Calculation: $0,03 * \text{number of train-path kilometers} * \text{number of amended days of service}$.



	An increased cancellation fee is charged in case of cancellations within 30 days before departure:	
	Between 30 days and 5 days (included) before the running day	15 % of calculation basis * number of train-path kilometers * number of amended days of service.
	Between 4 days and 24h hours before the running day	30 % of calculation basis * number of train-path kilometers * number of amended days of service.
	24h hours or less before the running day	80 % of calculation basis * number of train-path kilometers * number of amended days of service.
	<p>Calculation basis:</p> <p>the saved direct costs of train operation for maintenance and depreciation are deducted from the charge for the cancelled train path. This results in the calculation basis for the cancellation fee.</p> <p>If the Applicant cancels several days of service, the relevant increased cancellation fee is determined for each day of service and added up for the affected days of service. If a train path is cancelled and/or amended on different days of service, the relevant increased cancellation fee per day of service and the relevant minimum cancellation charge per day of service are added up. No minimum cancellation fee accrues for days of service for which an increased cancellation fee is charged.</p>	
EVR, Estonia	100% of the path charge	
Infrabel, Belgium	In case of cancellation the amount to be paid is calculated as followed:	
	Cancellation after the scheduled departure	100%
	Cancellation less than 24 hours before the scheduled departure	75%
	Between 24 hours and 4 calendar days before the scheduled departure	40%
	Between 5 calendar days and 30 calendar days before the scheduled departure	25%
	Between 31 calendar days and 60 calendar days before the scheduled departure	15%
	More than 60 calendar days before the scheduled departure	0%



<p>LRN, Latvia</p> <p>LDz, Latvia</p>	<p>100 % of application assurance charges for the allocated portion of the capacity in the capacity allocation plan</p> <table border="1" data-bbox="470 376 1375 795"> <tr> <td data-bbox="470 376 1053 586"> <p>a) for planned train journey in case when cancellation of allocated train path was submitted more than 15 calendar days prior to the first day of the month of the scheduled train departure</p> </td> <td data-bbox="1061 376 1375 586"> <p>free of charge (refund of advance payment)</p> </td> </tr> <tr> <td data-bbox="470 589 1053 795"> <p>b) for planned train journey in case when cancellation of allocated train path was submitted less than 15 calendar days prior to the first day of the month of the scheduled train departure</p> </td> <td data-bbox="1061 589 1375 795"> <p>25% of the track access charge (TAC)</p> </td> </tr> </table>	<p>a) for planned train journey in case when cancellation of allocated train path was submitted more than 15 calendar days prior to the first day of the month of the scheduled train departure</p>	<p>free of charge (refund of advance payment)</p>	<p>b) for planned train journey in case when cancellation of allocated train path was submitted less than 15 calendar days prior to the first day of the month of the scheduled train departure</p>	<p>25% of the track access charge (TAC)</p>
<p>a) for planned train journey in case when cancellation of allocated train path was submitted more than 15 calendar days prior to the first day of the month of the scheduled train departure</p>	<p>free of charge (refund of advance payment)</p>				
<p>b) for planned train journey in case when cancellation of allocated train path was submitted less than 15 calendar days prior to the first day of the month of the scheduled train departure</p>	<p>25% of the track access charge (TAC)</p>				
<p>LTG Infra, Lithuania</p>	<p>Free of charge if path is cancelled more than 20 working days prior to departure. In other case, unused path charge would be applied if path is cancelled less than 20 working days prior to departure.</p>				
<p>PKP PLK S.A., Poland</p>	<p>If an RU does not use a RRJ-allocated train path in whole or part due to reasons attributable to the RU, the reservation charge for the unused part of the train path shall be:</p> <p>1) if the RU does not submit a notice of cancellation of the train path - 25% of the basic charge for the planned train run;</p> <p>2) if the notice of cancellation is submitted by 15 November 2022,</p> <p>the reservation charge:</p> <p>a) for the period from the date of submitting the notice of cancellation until 16 April 2023 will be equivalent to 25% of the basic charge,</p> <p>b) for the period from 17 April 2023 until the end of the RRJ validity period will be equivalent to 5% of the basic charge;</p> <p>3) if the notice of cancellation is submitted by 20 January 2023,</p> <p>the reservation charge:</p> <p>a) for the period from the date of submitting the notice of cancellation until 10 June 2023 will be equivalent to 25% of the basic charge,</p> <p>b) for the period from 11 June 2023 until the end of the RRJ validity period will be equivalent to 5% of the basic charge;</p> <p>4) if the notice of cancellation is submitted by 9 May 2023,</p> <p>the reservation charge:</p> <p>a) for the period from the date of submitting the notice of cancellation until 3 September 2023 will be equivalent to 25% of the basic charge,</p> <p>b) for the period from 4 September 2023 until the end of the RRJ validity period will be equivalent to 5% of the basic charge;</p>				




	<p>5) if the notice of cancellation is submitted by 2 June 2023, the reservation charge:</p> <p>a) for the period from the date of submitting the notice of cancellation until 1 October 2023 will be equivalent to 25% of the basic charge,</p> <p>b) for the period from 2 October 2023 until the end of the RRJ validity period will be equivalent to 5% of the base fee.</p> <p>In the event that a railway undertaking fails to use, in whole or in part, the train path allocated otherwise than under the annual timetable for reasons attributable to the railway undertaking, the reservation fee for the unused portion of the allocated train path is equal to:</p> <p>1) 25% of the basic charge for the planned train path if no request to cancel the allocated train path is submitted or it is submitted in less than 12 hours before the scheduled start time of the concerned train;</p> <p>2) 20% of the basic charge for the planned train path if the request to cancel the allocated train path is submitted between 12 and 36 hours before the scheduled start time of the concerned train;</p> <p>3) 15% of the basic charge for the planned train path if the request to cancel the allocated train path is submitted between 36 and 72 hours before the scheduled start time of the concerned train;</p> <p>4) 10% of the basic charge for the planned train path if the request to cancel the allocated train path is submitted between 72 hours and 30 days before the scheduled start time of the concerned train;</p> <p>5) 0% of the basic charge for the planned train path if the request to cancel the allocated train path is submitted more than 30 days before the scheduled start time of the concerned train.</p>	
ProRail, Netherlands	No financial penalties in the form of charges or surcharges apply to the non-use of train paths by titleholders.	
SZCZ, Czech Republic	a) Capacity allocation fee (according to Network Statement)	100%
	b) If the applicant does gives up allocated infrastructure capacity less than 30 days before the planned day of ride or the allocated infrastructure capacity forfeits due to a train delay longer than 1,200 minutes for reasons on the side of the applicant or nobody uses the allocated infrastructure capacity the applicant is obliged to pay to the allocator a sanction.	The fee depends on the time of cancellation, the length of the allocated path and classification of route that is used. Some routes are excluded from this fee. For details see the Network Statement – chapter 5.6.4 and Annex “C”.



4.3.7.5 Unused paths

If an applicant or designated RU does not use the allocated path, the case is treated as follows.

 Corridor North Sea – Baltic	
An overview of fees for unused paths for the IMs/ABs on the Corridor (extract from the different Network Statements) is listed below.	
IM/AB	Fees for unused paths
DB Netz AG, Germany <i>Depending on RB, final approval expected beginning of 2022</i>	100% of the path charge
EVR, Estonia	100% of the path charge
Infrabel, Belgium	Non-use without cancellation leads to 100% of the charge to be invoiced.
LRN, Latvia	100% of the path charge (no refund of advance payment if capacity is not used by other applicants)
LDz, Latvia	25% of the track access charge (TAC)
LTG Infra, Lithuania	RU is allowed to non-use 10 % of allocated capacity free of charge. 90% of the path charge is charged if non-usage percentage exceeds 10%.
PKP PLK S.A., Poland	25% of basic charge
ProRail, Netherlands	No financial penalties in the form of charges or surcharges apply to the non-use of train paths by titleholders.
SZCZ, Czech Republic	100% of Capacity allocation fee plus: The fee depends on the length of the allocated path and classification of route that is used. Some routes are excluded from this fee (see Network Statement).

4.3.8 Exceptional transport and dangerous goods

4.3.8.1 Exceptional transport

PaPs and RC do not include the possibility to manage exceptional consignments (e.g. out-of-gauge loads). The parameters of the PaPs and RC offered have to be respected, including the published combined transport profiles.

Requests for exceptional consignments are forwarded by the C-OSS directly to the IMs/ABs concerned for further treatment.



4.3.8.2 Dangerous goods

Dangerous goods may be loaded on trains using PaPs or RC if both international and national rules concerning the movement of hazardous material are respected (e.g. according to RID – Regulation governing the international transport of dangerous goods by rail).

Dangerous goods have to be declared, when making a path request, to all IMs/ABs on the Corridor.

4.3.9 Rail related services

Rail related services are specific services, the allocation of which follows national rules and partially other deadlines than those stipulated in the process of path allocation. Therefore, the request has to be sent to the IMs/ABs concerned directly.


If questions regarding rail related services are sent to the C-OSS, he/she contacts the IMs/ABs concerned, who provide an answer within a reasonable time frame.

4.3.10 Contracting and invoicing

Network access contracts are concluded between IMs/ABs and the applicant on the basis of national network access conditions.

The C-OSS does not issue any invoices for the use of allocated paths. All costs (charges for using a path, administration fees, etc.) are invoiced by the relevant IMs/ABs.

Currently, differences between various countries exist regarding invoicing for the path charge. In some countries, if a non-RU applicant is involved, it receives the invoice, whereas in other countries the invoice is issued to the RU that has used the path.

 Corridor North Sea – Baltic	
An overview of who has to pay the path charge when a non-RU applicant requests the path on the Corridor per IM/AB (extract from the different Network Statements) is listed below.	
IM	Explanations
DB Netz AG, Germany <i>Depending on RB, final approval expected beginning of 2022</i>	<p>Path charge will be invoiced to the party of the infrastructure user contract.</p> <p>Charge for issuing an offer:</p> <p>The costs involved in processing requests for the allocation of train path are contained in the train-path charge. Therefore, failure to take up a train path once an application has been submitted will result in a processing charge being levied for issuing the offer.</p> <p>The charge for issuing an offer is calculated by the timetable costs multiplied by the train path kilometres multiplied by the number of changed running days.</p> <p>Charge for issuing an offer per running day = timetable costs * train path kilometres (up to a maximum of € 811).</p> <p>In the case of a new train path allocation due to DB Netz Network Statements Section 6.3.3.4.2 the Applicant pays the charge for the train path newly assigned by DB Netz AG. In the event of the train</p>



	<p>path not being used due to the provision in DB Netz Network Statements Section 6.3.3.4.2, DB Netz AG shall bill the Applicant, in addition to the train path charge to be paid in accordance with the above sentence 1, the charge for the originally ordered and unused train path amounting to the charge for cancelling this train path less than 24 hours before departure (pursuant to DB Netz Network Statements Section 5.6.4.2), unless DB Netz AG was responsible for the delay of 20 hours or more. The provisions of DB Netz Network Statements Section 5.7 shall remain unaffected.</p>
EVR, Estonia	<p>Path charge will be invoiced to the party of the infrastructure user contract (it means RU that used the path).</p>
Infrabel, Belgium	<p>Path charge will be invoiced to the applicant.</p>
LRN, Latvia	<p>Path charge (application assurance payment) will be invoiced by AB to the applicant</p>
LDz, Latvia	<p>Capacity assurance payment (25% advance payment of the amount of the actual TAC) will be invoiced by IM to the applicant</p> <p>Capacity assurance payment (75% of the amount of actual the TAC) will be invoiced by IM to the actual RU, according to the contract</p>
LTG Infra, Lithuania	<p>Capacity assurance payment (50 % advance payment of the amount of calculated train traffic charge) will be invoiced by IM to the applicant. The amount of the advance payment will be recalculated based on actual capacity.</p> <p>Capacity assurance payment (50 % of the remaining part of actual the train traffic charge) will be invoiced by IM to the actual RU, according to the contract.</p>
PKP PLK S.A., Poland	<p>RU that used a path, except situation when no RU is assigned. In this case Applicant is charged.</p>
ProRail, Netherlands	<p>Path charge will be invoiced to the RU that used the path.</p>
SZCZ, Czech Republic	<p>RU that used a path, except situation when no RU is assigned. In this case Applicant is charged.</p>

4.3.11 Appeal procedure

Based on Article 20 of the Regulation: in case of complaints regarding the allocation of PaPs (e.g. due to a decision based on the priority rules for allocation), the applicants may address the relevant Regulatory Body (RB) as stated in the Cooperation Agreement signed between RBs on the Corridor.





Corridor North Sea – Baltic

The regulatory bodies of the Rail Freight Corridor North Sea-Baltic are cooperating in monitoring the competition in the rail freight corridor. In particular, they ensure non-discriminatory access to the Corridor and act as appeal bodies provided for under Article 56 Directive 2012/34/EU of the European Parliament and of the Council of 21 November 2012 establishing a single European railway area.

If an applicant believes that it has been unfairly treated, discriminated against or is in any other way aggrieved it should appeal to the regulatory body of the Member State in which the conflict has occurred.

Regulatory bodies situated in the countries of the Corridor:

Member State	Regulatory Body	Contact
Belgium	Service de Régulation du Transport ferroviaire et de l'Exploitation de l'Aéroport de Bruxelles-National	www.regul.be
Netherlands	Autoriteit Consument & Markt	https://www.acm.nl/en
Germany	Bundesnetzagentur für Elektrizität, Gas, Telekommunikation, Post und Eisenbahnen	https://www.bundesnetzagentur.de/EN/Home/home_node.html
Czech Republic	Úřad pro přístup k dopravní infrastruktuře	https://www.updi.cz/en/
Poland	Urząd Transportu Kolejowego	https://www.utk.gov.pl/en?dzial=
Lithuania	Lietuvos Respublikos ryšių reguliavimo tarnyba	https://www.rrt.lt/en/
Latvia	Valsts dzelzceļa administrācija	http://www.vda.gov.lv/index.php?setlang=lv
Estonia	Konkurentsiamet	https://www.konkurentsiamet.ee/et?lang=en



4.4 Coordination and Publication of planned Temporary Capacity Restrictions

4.4.1 Goals

In line with Article 12 of the Regulation, the Management Board of the freight corridor shall coordinate and ensure in one place the publication of planned Temporary Capacity Restrictions (TCRs) that could impact the capacity on the Corridor. TCRs are necessary to keep the infrastructure and its equipment in operational condition and to allow changes to the infrastructure necessary to cover market needs. According to the current legal framework (see 4.4.2), in case of international traffic, these capacity restrictions have to be coordinated by IMs among neighboring countries.

Notwithstanding the above coordination requirements, the process and criteria for the involvement of the Corridor in the coordination of the TCRs on the Corridor are regulated in 4.4.3. The RFC TCR Coordinator appointed by the Management Board is responsible for ensuring that the needs of international freight traffic along the corridors are adequately respected.

Additionally, the Corridor's aim is to regularly update the information and present all known TCRs in an easily accessible way.

4.4.2 Legal background

The legal background to this chapter can be found in:

- Article 53(2) of and Annex VII to Directive 2012/34/EU as amended by Commission Delegated Decision (EU) 2017/2075 - hereafter “Annex VII”
- Article 12 of the Regulation (“Coordination of works”).

A framework has been developed by RNE in the "[Guidelines for Coordination / Publication of Planned Temporary Capacity Restrictions for the European Railway Network](#)" and it is reflected in the Corridor's specific procedures.

4.4.3 Coordination process of corridor-relevant TCRs

Coordination is the continuous process of planning TCRs with the aim to reduce their impact on traffic. If this impact of a TCR is not limited to one network, cross-border coordination between IMs is necessary. It results in optimising the common planning of several TCRs, and in offering alternative capacity for deviations on relevant lines to keep international freight traffic running.

4.4.3.1 Timeline for coordination

Different types of TCR (see 4.4.5.1) require a different deadline for final coordination:

- Major impact: 18 months before the start of the annual timetable
- High and medium impact: 13,5 months before the start of the annual timetable
- Minor impact: 5 months before the start of the annual timetable

Coordination of corridor-relevant TCRs is carried out according to the following procedure.


4.4.3.2 Coordination between neighbouring IMs (first level of coordination)

Coordination will be performed during regular coordination processes between neighbouring IMs on the Corridor during coordination meetings. The result of coordination is:

- a. common agreement between the involved IMs about coordinated TCRs linked to the timing of the TCR and describing the impact on capacity as far as it is known and
- b. a common understanding of open issues, which have to be resolved, and a timeline for how to continue with the unresolved issues.


Criteria for coordination between IMs are set up in Annex VII, but additional criteria are taken into account, if according to IMs' expertise they are relevant for international traffic.



 Rail Freight Corridor North Sea – Baltic	Corridor North Sea – Baltic
<p>Due to IMs' experience and expertise, additional TCRs may have to be considered.</p> <p>Coordination meetings are organized by the respective IMs. The RFC TCR Coordinator will be informed about the results and open issues concerning TCRs on Corridor lines. The RFC TCR Coordinator monitors the results of the coordination and if required, proposes additional actions to find solutions for open issues.</p>	

4.4.3.3 Coordination at Corridor level (second level of coordination)


Coordination at Corridor level is necessary if the impact of the TCR is not limited to the second network and a third or a fourth network is involved or the aggregated impact of several TCRs exceeds the criteria agreed.

 Rail Freight Corridor North Sea – Baltic	Corridor North Sea – Baltic
<p>Corridor North Sea - Baltic has no specific criteria for initiating coordination on Corridor level.</p>	

4.4.3.4 Conflict resolution process

Unresolved conflicts on Corridor lines shall be reported by the RFC TCR Coordinator to the Corridor's Management Board directly when it becomes clear that the coordination has not lead to sufficient results.


IMs involved in the conflict will initiate the conflict resolution process (e.g. by initiating specific bi/multi-lateral meetings). The specific Corridor's process is described in the box below.

 Rail Freight Corridor North Sea – Baltic	Corridor North Sea – Baltic
<p>Conflict resolution process on Corridor North Sea - Baltic.</p> <p>Experts with relevant knowledge of planning TCRs and timetables will work on proposals for alternatives to find solutions. The management of the IM(s) where the works take place is responsible for a final decision. The results will be reported to the management of the affected IMs and MB of the involved corridor.</p>	

4.4.4 Involvement of applicants

Each IM has its own national agreements, processes and platforms to consult and inform their applicants about TCRs during the various phases. These processes are described in the network statement of each IM.

At Corridor level, the involvement of applicants is organised in the following way:

 Rail Freight Corridor North Sea – Baltic	Corridor North Sea – Baltic
<p>1) The results of the TCR's coordination that are known for principal and diversionary lines of Corridor North Sea - Baltic are published on Corridor North Sea - Baltic website and in CIP. Applicants may send their comments on the planned TCRs to the involved IMs. The</p>	



comments of applicants have an advisory and supportive character and shall be taken into consideration as far as possible.

2) Regular meetings of the Railway Undertaking Advisory Group (RAG) and Terminal Advisory Group (TAG) are used to discuss issues related with TCRs.

3) Additional meetings with applicants, to discuss and resolve open issues, will be treated on a case by case basis.

4.4.5 Publication of TCRs


4.4.5.1 Criteria for publication

	Consecutive days	Impact on traffic (estimated traffic cancelled, re-routed or replaced by other modes of transport)
Major impact TCR¹	More than 30 consecutive days	More than 50% of the estimated traffic volume on a railway line per day
High impact TCR¹	More than 7 consecutive days	More than 30% of the estimated traffic volume on a railway line per day
Medium impact TCR¹	7 consecutive days or less	More than 50% of the estimated traffic volume on a railway line per day
Minor impact TCR²	unspecified ³	More than 10% of the estimated traffic volume on a railway line per day

1) Annex VII of Directive 2012/34/EU, article (11);

2) Annex VII of Directive 2012/34/EU, article (12).

3) according to Annex VII of Directive 2012/34/EU, article (12) "7 consecutive days or less", modified here.

 Rail Freight Corridor North Sea – Baltic	Corridor North Sea – Baltic
<p>The Corridor also publishes other relevant TCRs on its website under the following link: http://rfc8.eu/customer/temporary-capacity-restrictions/ and in CIP.</p> <p>TCRs for Latvia and Estonia are not published because there are no major works planned in 2023 in these countries.</p>	

After initial publication of TCRs, further details may be added as soon as they are available.

4.4.5.2 Dates of publication

IMs have to publish their major, high and medium impact TCRs at X-12. The Corridor publishes the relevant TCRs for TT 2023 – 2025 on the following dates:


	January 2022 (X-11)	January 2022 (X-23)	August 2022 (X-3.5)	January 2023 (X-11)	January 2023 (X-23)
Major	X (second publication)	X (first publication)		X (second publication)	X (first publication)



High	X (second publication)	X (first publication)		X (second publication)	X (first publication)
Medium	X (international impact)			X (international impact)	
Minor			X		
Applicable timetable	TT 2023	TT 2024	TT 2023	TT 2024	TT 2025

4.4.5.3 Tool for publication

After coordination between all IMs involved on the Corridor the results are published in the harmonised Excel overview which is available on the Corridor's website and/or in the CIP.

 Rail Freight Corridor North Sea – Baltic	Corridor North Sea – Baltic
Corridor North Sea - Baltic publishes the overview in Excel on the website and in CIP . Corridor North Sea - Baltic also publishes on the website and in CIP impact sheets for TCRs with high impact for traffic on which the TCRs and the impacts are indicated.	

4.4.6 Legal disclaimer

By publishing the overview of the corridor relevant TCRs, the IMs concerned present the planning status for TCRs to infrastructure availability along the Corridor. The published TCRs are a snapshot of the situation at the date of publication and may be subject to further changes. The information provided can be used for orientation purposes only and may not constitute the basis for any legal claim. Therefore, any liability of the Corridor organisation regarding damages caused using the TCR parameters (e.g. day, time, section, etc.) shall be excluded.


The publication of TCRs at Corridor level does not substitute the publication of TCRs in accordance with the relevant provisions of national and European law. It lies within the IMs' responsibility to publish and communicate TCRs in accordance with the process described in their network statements and/or defined in law.

4.5 Traffic management

In line with Article 16 of the Regulation, the Management Board of the freight corridor has put in place procedures for coordinating traffic management along the freight corridor.

Traffic management is the prerogative of the national IMs and is subject to national operational rules. The goal of traffic management is to guarantee the safety of train traffic and achieve high quality performance. Daily traffic shall operate as close as possible to the planning.


National IMs coordinate international traffic with neighbouring countries on a bilateral level. In this manner, they ensure that all traffic on the network is managed in the most optimal way.

 Rail Freight Corridor North Sea – Baltic	Corridor North Sea – Baltic
No additional traffic management rules have been developed on the Corridor level.	



4.5.1 Cross-border section information


In the table below, all cross-border sections covered by the Corridor are listed:

 Corridor North Sea – Baltic		
Cross-border section	IM 1	IM 2
Zevenaar Oost - Emmerich	ProRail	DB Netz
Oldenzaal – Bad Bentheim	ProRail	DB Netz
Montzen - Aachen West	Infrabel	DB Netz
Essen Grens - Roosendaal	Infrabel	ProRail
Sas van Gent-Zelzate	ProRail	Infrabel
Bad Schandau - Děčín	DB Netz	SZCZ
Horka Gbf - Węglińiec	DB Netz	PKP PLK S.A.
Frankfurt(Oder) - Rzepin	DB Netz	PKP PLK S.A.
Trakiszki – Mockava	PKP-PLK	LTG Infra
Joniškis - Meitene	LTG Infra	LDz
Turmantas – Kurcums	LTG Infra	LDz
Lugaži - Valga	LDz	EVR

4.5.1.1 Technical features and operational rules

For all corridor-related cross-border sections, the following information is available:

- Technical features
 - Maximum train weight and train length
 - Railway line parameters (number of tracks, electrification, profile, loading and vehicle gauge, speed limit, axle load, etc.)
- Operational rules
 - Languages used
 - Requirements concerning running through the border (administrative and technical preconditions)
 - Special rules in case of system breakdown (communication system failure, safety system failure).


 Rail Freight Corridor North Sea – Baltic	Corridor North Sea – Baltic
<p>For the Corridor the above-mentioned information can be found:</p> <ul style="list-style-type: none"> ➤ In the network statements of the IMs involved in the Corridor or in the NCI Portal (see Section 2). ➤ On the RNE website – Traffic Management Information – Border section information sheet within the Excel table (http://www.rne.eu/tm-tpm/other-activities-2/). 	

4.5.1.2 Cross-border agreements

Cooperation between the IMs on a corridor can be described in different types of agreements: in bilateral agreements between states (at ministerial level) and/or between IMs and in the detailed border section procedures.


Agreements applicable on the Corridor can be found in the overview below and contain the following information:

- Title and description of border agreement
- Validity
- Languages in which the agreement is available
- Relevant contact person within IM.

 Rail Freight Corridor North Sea – Baltic	Corridor North Sea – Baltic
<p>On the Corridor the above-mentioned overview information can be found:</p> <p>On the RNE website – Traffic Management Information – Border agreements Level 1 and Level 2 sheets within the Excel table (http://www.rne.eu/tm-tpm/other-activities-2/).</p>	

4.5.2 Priority rules in traffic management

In accordance with the Regulation, IMs involved in the Corridor commit themselves to treating international freight trains on the Corridor or feeder / outflow lines that run punctually according to the timetable in such a way that a high quality and punctuality level of this traffic is ensured, but always within the current possibilities and within the framework of national operational rules.

 Rail Freight Corridor North Sea – Baltic	Corridor North Sea – Baltic
<p>No additional corridor specific rules have been agreed.</p>	

To see the overview of national IM priority rules in traffic management, please visit: <http://www.rne.eu/tm-tpm/other-activities-2/>

4.5.3 Traffic management in the event of disturbance

The goal of traffic management in case of disturbance is to ensure the safety of train traffic, while aiming to quickly restore the normal situation and/or minimise the impact of the disruption. The overall aim should be to minimise the overall network recovery time.




In order to reach the above-mentioned goals, traffic management in case of disturbance needs an efficient communication flow between all involved parties and a good degree of predictability, obtained by applying predefined operational scenarios at the border.

In case of disturbances, IMs work together with the concerned RUs and neighbouring IMs in order to limit the impact as far as possible and to reduce the overall recovery time of the network.

In case of disruptions of international traffic longer than 3 days with a high impact on international traffic, (if 50% of the trains on the affected section need an operational treatment), the initiating IM shall declare a case of International Contingency Management (ICM).

To allow continuation of freight and passenger traffic flows at the highest possible level despite an international disruption and to ensure non-discriminatory treatment of the RUs, transparency of the status of the disruption and its impact on traffic flows for all relevant stakeholders across Europe, the IMs should apply the rules and procedures defined in the '[Handbook for International Contingency Management](#)' (ICM Handbook) approved by the RNE General Assembly.

According to the ICM Handbook, the Corridors act as facilitators with respect to the disruption management and the communication process.

 Rail Freight Corridor North Sea – Baltic	Corridor North Sea – Baltic
<p>Apart from the mandatory processes defined in the ICM Handbook, RFC-specific decisions on the following matters were taken</p> <ul style="list-style-type: none"> • Need to have a back-up organisation This responsibility remains with the initiating IM; • Need to organise a communication telco during an ICM case in order to coordinate the public communication The communication telco would be organised if deemed necessary. The Communication manager from the initiating IM will be invited to the incident teleconference. • List of stakeholders to be additionally informed during an ICM case Additional stakeholders will be informed depending on the ICM incident if deemed as relevant by the Corridor. <p>Incidents shorter than 3 days are handled according to bilateral agreements of IMs.</p>	

4.5.3.1 Communication procedure

The main principle on which the communication procedure in case of disturbance is based is that the IM concerned is responsible for communication; it must deliver the information as soon as possible through standard channels to the RUs on its own network and to the neighbouring IMs.

In case of international disruptions longer than 3 days with a high impact on international traffic, the international contingency management communication procedures as described in the ICM Handbook will be applied.




 Rail Freight Corridor
North Sea – Baltic

Corridor North Sea – Baltic

For the Corridor no specific procedures are applied. Operation centers do have a regular contact across the borders. Processes are reviewed and improved; experiences are shared in order to optimize the traffic management.

4.5.3.2 Operational scenarios on the Corridor in the event of disturbance

For international disruptions longer than 3 days with a high impact on international traffic, the Corridor with its member IMs and related corridors developed an international corridor re-routing overview combining national re-routing plans across borders along the Corridor, according to the ICM Handbook.


 Rail Freight Corridor
North Sea – Baltic

Corridor North Sea – Baltic

The Corridor re-routing scenarios can be found under the following link:
<http://rfc8.eu/customer/international-contingency-management/>

4.5.3.3 Allocation rules in the event of disturbance

In case of international disruptions longer than 3 days with a high impact on international traffic, the international contingency management allocation principles as described in the ICM Handbook will be applied.


 Rail Freight Corridor
North Sea – Baltic

Corridor North Sea – Baltic

For the Corridor no specific allocation rules have been agreed.

4.5.4 Traffic restrictions

Information about planned restrictions can be found in 4.4, Coordination and Publication of Planned Temporary Capacity Restrictions (TCRs).


 Rail Freight Corridor
North Sea – Baltic

Corridor North Sea – Baltic

On the Corridor the information about unplanned restrictions can be found:

- On the internal channels / tools of the involved IMs;
- Within the respective sections of the IM's websites, if applicable.

4.5.5 Dangerous goods

Detailed information about conditions for the transport of dangerous goods can be found in the Network Statements of the IMs involved in the Corridor or in the NCI portal (see Section 2).

4.5.6 Exceptional transport

Detailed information about conditions for the carriage of exceptional consignments can be found in the Network Statements of the IMs involved in the Corridor in the NCI portal (Section 2).




4.6 Train Performance Management

The aim of the Corridor Train Performance Management (TPM) is to measure the performance on the Corridor, analyse weak points and recommend corrective measures, thus managing and improving the train performance of international services. RNE has developed guidelines for train performance management on corridors (http://www.rne.eu/wp-content/uploads/RNE_Guidelines_for_Train_Performance_Management_on_RFCs.pdf) as a recommendation for processes and structures. However, the implementation of the TPM is subject to particular Corridor decision.

A necessary precondition for analysis of TPM is the implementation and use of the RNE Train Information System (as described in 1.8.2) by all involved IMs.

Corridors publish in the CIP or on their websites a management summary of the Corridor's monthly punctuality report, harmonised among the corridors.

Several different reports have been developed by RNE for the needs of corridors. Interested parties (applicants, terminals and others) are welcome to contact the Corridor TPM WG leader in case of need for further, specific, detailed analyses. The list of Corridor TPM WG leaders can be found on the RNE website: <http://www.rne.eu/tm-tpm/tpm-on-rfcs/>. In addition, direct access to the reporting tool can be requested by applicants via the [RNE Joint Office](#).

 Rail Freight Corridor North Sea – Baltic	Corridor North Sea – Baltic
<p>All IMs on the Corridor participate in TIS, except for EVR (Estonia) and LDz (Latvia).</p> <p>The management summary of the Corridor monthly punctuality report is published on the website of the Corridor: http://rfc8.eu/customer/corridor-performance/</p> <p>The practical application of the main principles described in the “Guidelines for Train Performance Management on RFCs” is the basis for the TPM process on The Corridor.</p> <p>The Corridor has set up a group within the framework of its organisational structure that is responsible for the train performance management of the Corridor: WG Performance Management & Operations. In this group IMs and RUs work together to make the railway business more attractive and competitive.</p>	



Annexes:
Annex 3.A List of the terminals along the Corridor

Country	Terminal Name	Handover Point	Link to Terminal Description
Belgium	Antwerpen Cirkeldyck	Antwerpen Haven – Bundel Berendrecht	
Belgium	Antwerp Zomerweg Terminal (AZT)	Antwerpen Haven – Bundel Angola	
Belgium	DP World Antwerp Gateway	Antwerpen Bundel Zuid	https://www.dpworld.com/en/antwerp/connectivity/rail
Belgium	Hupac Terminal Antwerpen	Antwerpen Haven – Bundel Oorderen	
Belgium	Combinant	Antwerpen Haven – Bundel B3	Rail Facilities Portal (a direct link is not possible – search for the terminal in the portal)
Belgium	ATO (Associated Terminal Operators)	Antwerpen Haven – Bundel Angola	
Belgium	PSA Noordzee Terminal	Haven Antwerpen – Bundel Oudendijk 1	
Belgium	PSA Europa Terminal	Antwerpen Haven – Bundel Buitenschoor	
Belgium	SHIPIT	Antwerpen Bundel Zuid	
Belgium	MSC/PSA European Terminal (MPET)	Antwerpen Bundel Zuid	https://www.psa-antwerp.be/nl/mpet/spoortoegang
Belgium	Lineas Intermodal Main Hub Antwerp	Antwerpen Haven – Bundel A1	
Belgium	Antwerpen-Schijnpoort	Antwerpen-Schijnpoort	https://infrabel.be/en/networkstatemement (see chapter 7 of the NS)
Belgium	Euroterminal Genk	Genk Goederen	https://www.essers.com/en/our-services/railport-services/



Belgium	Haven Genk	Genk Goederen	
Belgium	Liège Container Terminal	Kinkempois-Réception	
Belgium	Liège Logistics Intermodal	Kinkempois-Réception	https://infrabel.be/sites/default/files/generated/files/paragraph/20200506_Description_IdS_LLI.pdf
Belgium	Trilogiport	Bressoux	
Belgium	Antwerpen Noord (MY)		https://infrabel.be/en/networkstatement (see annex E.5 of the NS)
Belgium	CSP Zeebrugge Terminal	Zeebrugge Voorhaven west	
Belgium	Container Handling Zeebrugge (CHZ)	Zeebrugge Vorming	
Belgium	Terminal P&O Ferries	Zeebrugge Voorhaven west	
Belgium	2XL	Zeebrugge Vorming	
Belgium	Zeebrugge International Port	Zeebrugge Voorhaven west	
Belgium	Mercatordok Multimodal Terminal (MMT)	Bundel Mercator	
Belgium	Interface Terminal Gent (ITG)	Bundel Zandeken	
Czech Republic	Praha-Uhřetěves	Praha-Uhřetěves	http://www.metrans.eu/
Czech Republic	Lovosice	Lovosice	http://www.cdduss.com/
Czech Republic	Ústí nad Labem	Ústí nad Labem	http://www.metrans.eu/
Czech Republic	Děčín	Děčín	http://www.csp-labe.cz/
Czech Republic	Mělník	Mělník	http://www.ceskepristavy.cz/



Estonia	Port of Muuga	Muuga/Maardu	
Estonia	Paldiski Northern Port	Paldiski	
Estonia	Paldiski South Harbour	Paldiski	
Estonia	Port of Sillamäe	Vaivara	
Estonia	Tartu intermodal terminal	Tartu	
Estonia	Ülemiste intermodal terminal	Ülemiste/Tallinn	
Germany	Eurogate Container Terminal Wilhelmshaven	Wilhelmshaven	http://www1.eurogate.de/en/EUROGATE/Terminals/Wilhelmshaven
Germany	DUSS-Terminal Hamburg-Billwerder	Maschen	https://www1.deutschebahn.com/ecm2-duss/terminals_uebersicht/terminal_hamburg-714120
Germany	Hamburg – Container Terminal Altenwerder (CTA)	Maschen	https://hhla.de/de/container/altenwerder-cta.html
Germany	Hamburg – Container Terminal Burchardkai (CTB)	Maschen	https://hhla.de/de/container/burchardkai-ctb.html
Germany	Hamburg-Waltershof (Eurogate)	Maschen	http://www1.eurogate.de/Terminals/Hamburg
Germany	Rangierbahnhof Maschen	Maschen	https://www.deutschebahn.com/pr-hamburg-de/hintergrund/themendienste/rbf_maschen-1311072
Germany	Hamburg – Container Terminal Tollerort (CTT)	Hamburg Süd	https://hhla.de/de/container/tollerort-ctt.html
Germany	Eurokombi Hamburg	Hamburg Süd	http://www.eurokombi.de/Uebersuns/EUROKOMBI
Germany	Container Terminal Bremerhaven (CTB)	Bremerhaven - Speckenbüttel	http://www1.eurogate.de/Terminals/Bremerhaven/EUROGATE-Container-Terminal-Bremerhaven



Germany	NTB Bremerhaven	Bremerhaven - Speckenbüttel	https://www.ntb.eu/de/
Germany	MSC Gate Bremerhaven	Bremerhaven - Speckenbüttel	http://www.msccgate.eu/
Germany	Bremerhaven Container Terminal	Bremerhaven- Speckenbüttel	http://www1.eurogate.de/en/Terminals/Bremerhaven/EUROGATE-Container-Terminal-Bremerhaven
Germany	ROLAND Umschlags- gesellschaft Bremen	Bremen	http://www.roland-umschlag.de/
Germany	Bremen Rbf	Bremen	https://fahrweg.dbnetze.com/fahrweg= en/customers/services/facilities/facilit y_products
Germany	Oberhausen Osterfeld Süd	Oberhausen Osterfeld Süd	https://fahrweg.dbnetze.com/fahrweg= en/customers/services/facilities/facilit y_products
Germany	Oberhausen West	Oberhausen West	https://fahrweg.dbnetze.com/fahrweg= en/customers/services/facilities/facilit y_products
Germany	DUSS-Terminal Duisburg Ruhrort Hafen	Duisburg Ruhrort Hafen	https://www1.deutschebahn.com/ec m2- duss/terminals_uebersicht/terminal_ duisburg-714056
Germany	DeCeTe Duisburg	Duisburg Ruhrort Hafen	https://myservices.ect.nl/Terminals/ InlandTerminals/DeCeTeDuisburg/Pa ges/default.aspx
Germany	DUSS-Terminal Duisburg KV-Hub Rhein-Ruhr	Duisburg Ruhrort Hafen	https://www1.deutschebahn.com/ec m2- duss/terminals_uebersicht/terminal_ duisburg_kv-hub_rhein-ruhr-714324
Germany	Duisburg RRT (Rhein- Ruhr Terminal)	Duisburg Hafen	http://www.rrt.container- terminal.de/cms/front_content.php
Germany	DIT Duisburg Intermodal Terminal DIT	Rheinhausen	http://www.dit-du.de/
Germany	DKT Duisburg Kombi- Terminal	Rheinhausen	https://www.dktduisburg.de/



Germany	Logport I Duisburg Trimodal Terminal (D3T)	Rheinhausen	http://www.d3t-duisburg.de/
Germany	Samskip Multimodal Rail Terminal Duisburg	Rheinhausen	https://www.samskip.com/
Germany	Logport II Gateway West	Duisburg Hochfeld Süd	http://www.rrt.container-terminal.de/cms/front_content.php
Germany	Krefelder Container Terminal	Krefeld - Hohenbudberg	http://www.kct.container-terminal.de/cms/front_content.php
Germany	Wanne-Eickel Rbf	Wanne-Eickel	https://fahrweg.dbnetze.com/fahrweg-en/customers/services/facilities/facility_products
Germany	Container Terminal Herne	Wanne-Eickel	https://www.ct-herne.com/de/
Germany	Container Terminal Dortmund	Dortmund - Obereving	https://www.ctddortmund.de/
Germany	Seelze Rbf	Seelze	https://fahrweg.dbnetze.com/fahrweg-en/customers/services/facilities/facility_products
Germany	Hannover Linden Hafen Ubf	Hannover - Linden	https://www1.deutschebahn.com/ecm2-duss/terminals_uebersicht/terminal_hannover-714132?contentId=713986
Germany	Railterminal Hannover Leineter	Hannover - Linden	https://www.hannover.de/Wirtschaft-Wissenschaft/Wirtschaftsf%C3%B6rderung/Standort/Wirtschaftsstandort/Wirtschafts-und-Branchensstruktur/Logistikwirtschaft/Hafen-Hannover/Kombinierter-Verkehr/Rail-Terminal-Hannover-Leineter
Germany	MegaHub Lehrte	Lehrte	https://megahub-lehrte.deutschebahn.com/megahub-lehrte
Germany	Wolfsburg GVZ	Fallersleben	http://gvz-wolfsburg.de/
Germany	Hafen Braunschweig	Braunschweig	https://www.braunschweig-hafen.de/



Germany	Salzgitter GVZ - KLV Terminal	Salzgitter - Beddingen	https://www.vps-bahn.de/
Germany	Peine	Peine	https://www.vps-bahn.de/
Germany	Magdeburg Handelshafen	Magdeburg	http://www.magdeburg-hafen.de/
Germany	Großbeeren (GVZ Süd)	Großbeeren	https://www1.deutschebahn.com/ecm2-duss/terminals_uebersicht/terminal_grossbeeren-714156?contentId=713986
Germany	Wustermark (GVZ West)	Wustermark	https://www.ipg-potsdam.de/gvz-berlin-west-wustermark/
Germany	Seddin Rbf	Seddin	https://fahrweg.dbnetze.com/fahrweg-en/customers/services/facilities/facility_products
Germany	Haldensleben Ubf	Haldensleben	https://fahrweg.dbnetze.com/fahrweg-en/customers/services/facilities/facility_products
Germany	Logistik- und Dienstleistungszentrum Elsterwerda	Elsterwerda	http://www.ldz-hofmann.de/
Germany	Riesa	Riesa	https://www.binnenhafen-sachsen.de/
Germany	Torgau Hafen	Torgau	https://www.binnenhafen-sachsen.de/
Germany	Roßlau Hafen	Roßlau	https://www.binnenhafen-sachsen.de/
Germany	Dresden-Friedrichstadt	Dresden-Friedrichstadt	https://www.binnenhafen-sachsen.de/unternehmensgruppe/sachsische-binnenhaefen-oberelbe-gmbh/alberthafen-dresden/
Germany	Berlin - Westhafen	Berlin Hamburger und Lehrter Bf	https://www.behala.de/
Germany	Euro Transport and Trade Center	Frankfurt (Oder)	https://www.pccintermodal.pl/en/



Latvia	Alpha Osta, Ltd. Alpha Osta	Ziemeļblāzma	www.alpha-osta.lv Loading / Unloading
Latvia	B.L.B. Baltic Terminal, SC B.L.B. Baltijas Termināls	Mangaļi	www.blb.lv Loading / Unloading
Latvia	BALTIC TRANSSHIPMENT CENTER, Ltd. Baltic Transshipment Center	Liepāja	www.btc.lv/ Container / Intermodal Terminal
Latvia	BaltEx Bulk, Ltd. BaltEx Bulk	Liepāja	www.baltex-bulk.lv Container / Intermodal Terminal
Latvia	Baltic Coal Terminal, SC Baltic Coal Terminal	Ventspils	www.balticcoal.com Loading / Unloading
Latvia	Baltic Container Terminal, Ltd. Baltic Container Terminal	Zemitāni 3 km	www.bct.lv Container / Intermodal Terminal
Latvia	Baltic Juice Terminal, Ltd. Overseas Estates	Ventspils	www.bjt.lv/ Loading / Unloading
Latvia	Baltmarine Terminal, Ltd. Baltmarine Terminal	Mangaļi	www.baltmarine.lv Loading / Unloading
Latvia	Cargo Concept, Ltd. Cargo Concept	Ziemeļblāzma	info@carcon.lv Loading / Unloading
Latvia	Circle K Terminal Latvia, Ltd. Circle K Terminal Latvia	Ziemeļblāzma	www.circlek.lv/ Loading / Unloading
Latvia	DG TERMINĀLS, Ltd. DG Termināls	Liepāja	www.dgterminals.lv Loading / Unloading
Latvia	DUNA, Ltd. Duna	Liepāja	www.duna.lv Container / Intermodal Terminal



Latvia	Dan Store, Ltd. Dan Store, Port terminal SIA Ekers Stividoris LP	Liepāja	www.danstore.lv/ www.ekerslp.eu Loading / Unloading
Latvia	Daugavpils A šķirošanas parks, JSC Latvian Railway	Daugavpils	www.ldz.lv Marshalling / Shunting Yard
Latvia	Ekers Stividoris LP, Ltd. Ekers Stividoris LP	Liepāja	www.ekerslp.eu Container / Intermodal Terminal
Latvia	Eurohome Latvia, Ltd .Eurohome Latvia	Ventspils	https://www.portofventspils.lv/en/port-services/terminals/eurohome-latvia Loading / Unloading
Latvia	Extron Baltic, Ltd. EXTRON BALTIC	Iļģuciems	www.extron.lv Loading / Unloading
Latvia	GI Terminālis, Ltd.GI termināls	Liepāja	www.giterminal.com/ Loading / Unloading
Latvia	GLEN OIL, Ltd.Glen Oil	Liepāja	https://liepaja-sez.lv/en/port/terminali/15-glen-oil Loading / Unloading
Latvia	JP Terminals, Ltd.JP Termināls	Bolderāja	info@jpt.lv Loading / Unloading
Latvia	Port Milgravis, Ltd. Port Milgravis	Mangaļi	www.jmostasko.lv Loading / Unloading
Latvia	Jaunzeltiņi, Ltd. Jaunzeltiņi	Ziemeļblāzma	https://www.jaunzeltini.lv/ Loading / Unloading
Latvia	KS Terminal, Ltd. KS terminal	Bolderāja	www.ksterminal.lv Loading / Unloading
Latvia	Kālija parks, SC Kālija Parks	Ventspils	kali japarks@kali japarks.lv Loading / Unloading
Latvia	LASKANA, Ltd. Laskana	Liepāja	www.laskana.lv Container / Intermodal Terminal
Latvia	Bulk Terminal,	Liepāja	http://lbt-port.com/



	Ltd. Liepaja Bulk Terminal		Loading / Unloading
Latvia	LaCon, Ltd. Lacon	Bolderāja	www.lacon.lv Loading / Unloading
Latvia	Latvijas Propāna Gāze, Ltd. Latvijas Propāna Gāze	Bolderāja	www.lpg.lv/ Loading / Unloading
Latvia	Man-Tess, Ltd. Man-Tess Tranzīts	Mangaļi	www.man-tess.lv Loading / Unloading
Latvia	Man-Tess, Ltd. Man-Tess Tranzīts	Ziemeļblāzma	https://www.neste.lv/lv Loading / Unloading
Latvia	Naftimpeks, Ltd. Naftimpeks	Ziemeļblāzma	http://www.naftimpeks.lv/ Loading / Unloading
Latvia	Noord Natie Ventspils Terminals, Ltd. Noord Natie Ventspils Terminals	Ventspils	www.nnvt.lv Container / Intermodal Terminal
Latvia	OVI, Ltd. OVI	Mangaļi	https://www.ovi.lv/ Loading / Unloading
Latvia	Osta Lejasvoleri, Ltd. Osta Lejasvoleri	Bolderāja	voleri@kugnieciba.lv Loading / Unloading
Latvia	P&B Terminal, Ltd. P&B Terminal	Zemitāni 3 km	https://pbterminal.eu/ Loading / Unloading
Latvia	PARS Terminal, Ltd. Pars Termināls	Mangaļi	www.parsterminal.lv/ Loading / Unloading
Latvia	Port Magnat, Ltd. Port Magnat	Iļģuciems	Loading / Unloading
Latvia	Reefer Cargo terminal, Ltd. Noord Natie Ventspils Terminals	Ventspils	www.girteka.eu Loading / Unloading
Latvia	Remars Rīga, SC Remars-Rīga	Ziemeļblāzma	http://www.eiroholdings.lv/ Loading / Unloading



Latvia	Riga Bulk Terminal, Lt d.Riga Bulk Terminal	Zemitāni 3 km	https://www.rbt.lv/ Loading / Unloading
Latvia	Riga Central Terminal, Ltd. Rīgas Centrālais Termināls	Zemitāni 3 km	www.rto.lv
Latvia	Riga Coal Terminal, Ltd.Riga Coal Terminal	Krievu sala	/www.rto.lv/lv
Latvia	Riga Container Terminal, Ltd. Riga Container Terminal	Zemitāni 3 km	www.rigact.lv
Latvia	Riga Fertilizer Terminal, Ltd. Riga fertilizer terminal	Zemitāni 3 km	www.rft.lv/lv/
Latvia	Riga Universal Terminal, Ltd. Rīgas universālais termināls	Ziemeļblāzma	www.ruterminal.lv/
Latvia	Rēzekne II A parks JSC Latvian Railway JSC Latvian Railway	Rēzekne II	www.ldz.lv
Latvia	Rīgas Ostas Elevators, SC Rīgas Ostas Elevators	Zemitāni 3 km	www.rto.lv/en/services/terminal-operations/rto-elevators/
Latvia	Ltd. SCHWENK Latvia, Port terminal Ltd.Ekers Stivisors LP	Liepāja	https://schwenk.lv/ http://www.ekerslp.eu/home/
Latvia	Strek, Ltd. Strek	Krievu sala	http://strek.net/
Latvia	Systems Logistics, Ltd. Systems Logistics	Zemitāni 3 km	/www.systems.lv/
Latvia	TERRABALT, Ltd. Terrabalt	Liepāja	terrabalt.lv/en/home/



Latvia	TRANSIT TERMINĀLS, Ltd. Transit Termināls	Liepāja	https://liepaja-sez.lv/en/port/terminali/16-transit-terminalis
Latvia	VK Terminal, Ltd. VK Tranzīts	Ventspils	https://vktranzits.lv/
Latvia	VLD GROUP, Ltd. VLD Group	Ziemeļblāzma	office@vld.lv
Latvia	Vega Stivisors, Ltd. Vega Stivisors	Mangaļi	www.vega.lv
Latvia	Ventall Termināls, Ltd. VK tranzīts	Ventspils	https://vktranzits.lv/
Latvia	Ventbunkers, SC Ventbunkers	Ventspils	www.ventbunkers.lv/
Latvia	Ventplac, Ltd. Ventplac	Ventspils	www.ventplac.lv
Latvia	Ventspils Grain Terminal, Ltd. Ventspils Grain Terminal	Ventspils	www.vgt.lv/
Latvia	Ventspils nafta termināls, Ltd. Ventspils nafta termināls	Ventspils	www.vnt.lv
Latvia	Ventspils tirdzniecības osta, Ltd. Ventspils Tirdzniecības osta	Ventspils	www.vto.lv/
Latvia	WT Terminal, Ltd. WT Terminal	Bolderāja	wt-terminal.lv
Latvia	Woodison Terminal, Ltd. Woodison Terminal	Mangaļi	www.woodison.lv/en/
Latvia	A Šķirotava A park, JSC Latvian Railway	A Šķirotava	www.ldz.lv



Lithuania	Mockava terminal	Mockava	
Lithuania	Šeštokai railway station	Šeštokai	
Lithuania	Kaunas intermodal terminal	Kaunas	
Lithuania	Vilnius Intermodal Terminal	Vaidotai	
Netherlands	APMT-2	Maasvlakte West	https://www.apmterminals.com/en/maasvlakte/about/our-terminal
Netherlands	ECT Oostelijke Rail Terminal	Maasvlakte West	
Netherlands	Euromax-ECT	Maasvlakte West	
Netherlands	RTW-ECT Rail Terminal West	Maasvlakte West	
Netherlands	RWG (Rotterdam World Gateway)	Maasvlakte West	https://rwgservices.rwg.nl/Information/OperationalInformation
Netherlands	LyondellBasell	Maasvlakte West	
Netherlands	Rhenus Logistics	Maasvlakte West	https://www.rhenus.com/en/nl/our-solutions/port-logistics/logistics-solutions/terminals/
Netherlands	EMO	Maasvlakte (Oost)	
Netherlands	Rotterdam Container Terminal (Kramer Group)	Maasvlakte (Oost)	
Netherlands	Steinweg Hartel Terminal	Maasvlakte (Oost)	https://netherlands.steinweg.com/en/
Netherlands	Alco Energy	Europoort	
Netherlands	ADM	Europoort	
Netherlands	Broekman Logistics Europoort	Europoort	



Netherlands	EVOS	Europoort	
Netherlands	EECV	Europoort	
Netherlands	Euro Tank Terminal	Europoort	
Netherlands	European Bulk Services	Europoort	
Netherlands	Kemira Chemicals	Europoort	
Netherlands	P&O Ferries	Europoort	
Netherlands	OCI Nitrogen	Europoort	
Netherlands	Steinweg	Europoort	https://netherlands.steinweg.com/en/
Netherlands	Bertschi	Botlek	
Netherlands	Borax	Botlek	
Netherlands	Botlek Tank Terminal (BTT)	Botlek	
Netherlands	C.RO Ports	Botlek	
Netherlands	Broekman Distriport	Botlek	
Netherlands	EBS St. Laurens haven	Botlek	
Netherlands	Kemira Water Solutions	Botlek	
Netherlands	LBC	Botlek	
Netherlands	LyondellBasell	Botlek	
Netherlands	Koole Tankstorage Botlek (KTB)	Botlek	
Netherlands	Rubis terminal	Botlek	



Netherlands	Steinweg Botlekterminal	Botlek	https://netherlands.steinweg.com/en/
Netherlands	Vopak Chemiehaven	Botlek	
Netherlands	Vopak TTR	Botlek	
Netherlands	Vopak Terminal Botlek	Botlek	
Netherlands	Arkema	Pernis	
Netherlands	Matrans Rotterdam Terminal	Pernis	Formerly SCA Logistics
Netherlands	Koole Tankstorage Pernis	Pernis	
Netherlands	Koole Tankstorage Minerals	Pernis	
Netherlands	CTT Rotterdam	Pernis	
Netherlands	Shell	Pernis	
Netherlands	Metaal Transport Heijplaat	Waalhaven Zuid	
Netherlands	Openbare Laad- en losplaats	Waalhaven Zuid	
Netherlands	Rail Service Center Rotterdam BV	Waalhaven Zuid	https://www.rscrotterdam.nl/
Netherlands	Rhenus Logistics	Waalhaven Zuid	https://www.rhenus.com/en/nl/our-solutions/port-logistics/logistics-solutions/terminals/
Netherlands	Rotterdams Havenbedrijf	Waalhaven Zuid	
Netherlands	Steinweg Beatrixhaven	Waalhaven Zuid	https://netherlands.steinweg.com/en/
Netherlands	Steinweg Dodewaardstaart	Waalhaven Zuid	https://netherlands.steinweg.com/en/



Netherlands	Tata-Steel	Beverwijk	
Netherlands	AEB Amsterdam	Amsterdam Houtrakpolder	
Netherlands	De Rietlanden (Afrikahaven)	Amsterdam Houtrakpolder	
Netherlands	De Rietlanden/EMR (Amerikahaven)	Amsterdam Houtrakpolder	
Netherlands	GPS Amsterdam Terminal	Amsterdam Houtrakpolder	
Netherlands	TMA-HCT	Amsterdam Houtrakpolder	
Netherlands	USA-Ter Haak	Amsterdam Houtrakpolder	
Netherlands	Bunge	Amsterdam Westhaven	No rail activities
Netherlands	CTVrede-Steinweg	Amsterdam Westhaven	
Netherlands	Elementis Minerals B.V	Amsterdam Westhaven	
Netherlands	Eurotank Amsterdam	Amsterdam Westhaven	
Netherlands	Koopman Car Terminal	Amsterdam Westhaven	
Netherlands	Noord-Europees Wijnopslag Bedrijf (NWB)	Amsterdam Westhaven	
Netherlands	Openbare Laad- en losplaats	Amsterdam Westhaven	
Netherlands	Overslagbedrijf Amsterdam (OBA)	Amsterdam Westhaven	
Netherlands	Rotim	Amsterdam Westhaven	
Netherlands	VCK Scandia Terminal	Amsterdam Westhaven	



Netherlands	VCK Waterland Terminal	Amsterdam Westhaven	
Netherlands	Jan de Rijk Logistics	Roosendaal	No rail activities
Netherlands	PON Leusden	Amersfoort	
Netherlands	Defensie	Almelo (incl. Delden)	
Netherlands	Grindhandel Dollegoor	Almelo (incl. Delden)	
Netherlands	Openbare laad- en losplaats	Almelo (incl. Delden)	
Netherlands	Van Merksteijn	Almelo (incl. Delden)	
Netherlands	KLK Kolb Specialties B.V.	Almelo (incl. Delden)	
Netherlands	Bertschi Rail Terminal	Gent Zeehaven	
Netherlands	Calcit Zeeland B.V	Gent Zeehaven	
Netherlands	Cargill	Gent Zeehaven	
Netherlands	Dow Benelux BV	Gent Zeehaven	
Netherlands	ICL-IP Terneuzen	Gent Zeehaven	
Netherlands	Oiltanking Terneuzen	Gent Zeehaven	
Netherlands	Outokumpu Stainless B.V.	Gent Zeehaven	
Netherlands	Ovet B.V.	Gent Zeehaven	
Netherlands	Trinseo Netherlands BV	Gent Zeehaven	
Netherlands	Kijfhoek		
Poland	Euroterminal Sławków (Euroterminal Sławków)	Jaworzno Szczakowa	https://euterminal.pl/



Poland	Terminal Gądk (METRANS (Polonia) Sp. z o.o.)	Gądk	www.metrans.eu
Poland	Terminal Gliwice (PCC Intermodal S.A.)	Gliwice	https://www.pccintermodal.pl/
Poland	Terminal Gliwice (port) (Śląskie Centrum Logistyki S.A.	Gliwice (port)	https://scl.com.pl/
Poland	Terminal Kąty Wrocławskie (SCHAVEMAKER INVEST SP. Z O.O.)	Kąty Wrocławskie	https://schavemaker.pl/
Poland	Terminal Kutno (PCC Intermodal S.A.)	Stara Wieś k. Kutna	https://www.pccintermodal.pl/
Poland	Terminal Pruszków (METRANS (Polonia) Sp. z o.o.)	Pruszków	www.polzug.de www.metrans.eu
Poland	Terminal Kontenerowy Spedcont Łódź (Spedycja Polska Spedcont Sp. z o.o. w Łodzi)	Łódź Olechów	http://www.spedcont.pl/
Poland	PKP Cargo Centrum Logistyczne Małaszewicze PKP Cargo	Małaszewicze Południe	www.clmalaszewicze.pl
Poland	Centrum Logistyczne Łosośna (Centrum Logistyczne w Łosośnej)	Sokółka	www.cllososna.pl
Poland	Terminal Kontenerowy Poznań Franowo (PKP CARGO CONNECT Sp. z o.o.)	Poznań Franowo	www.cargosped.pl
Poland	Centrum Logistyczne Inwestycyjne Poznań II (CLIP Logistics Sp. z .o.o.)	Swarzędz	www.clip-group.com



Poland	PCC Intermodal – Terminal PCC Brzeg Dolny (PCC Intermodal S.A.)	Brzeg Dolny	https://www.pccintermodal.pl/
Poland	Terminal Dąbrowa Górnicza (METRANS (Polonia) Sp. z o.o.)	Dąbrowa Górnicza Towarowa	www.metrans.eu
Poland	Terminal kontenerowy Włosienica	Dwory	
Poland	Brzeski Terminal - KARPIEL Sp. z o.o	Brzesko - Okocim	
Poland	PCC INTERMODAL - Terminal Kolbuszowa	Kolbuszowa	
Poland	Terminal T1 Żurawica	Żurawica	
Poland	Terminal T2 Medyka	Medyka	

Annex 4.A Framework for Capacity Allocation

Mentioned in 4.3.1, 4.2.4, 4.3.4.10 and 4.3.4.11

http://rfc8.eu/files/public/uploads/Downloads/Framework_for_capacity_allocation_v.12.10.2020.pdf



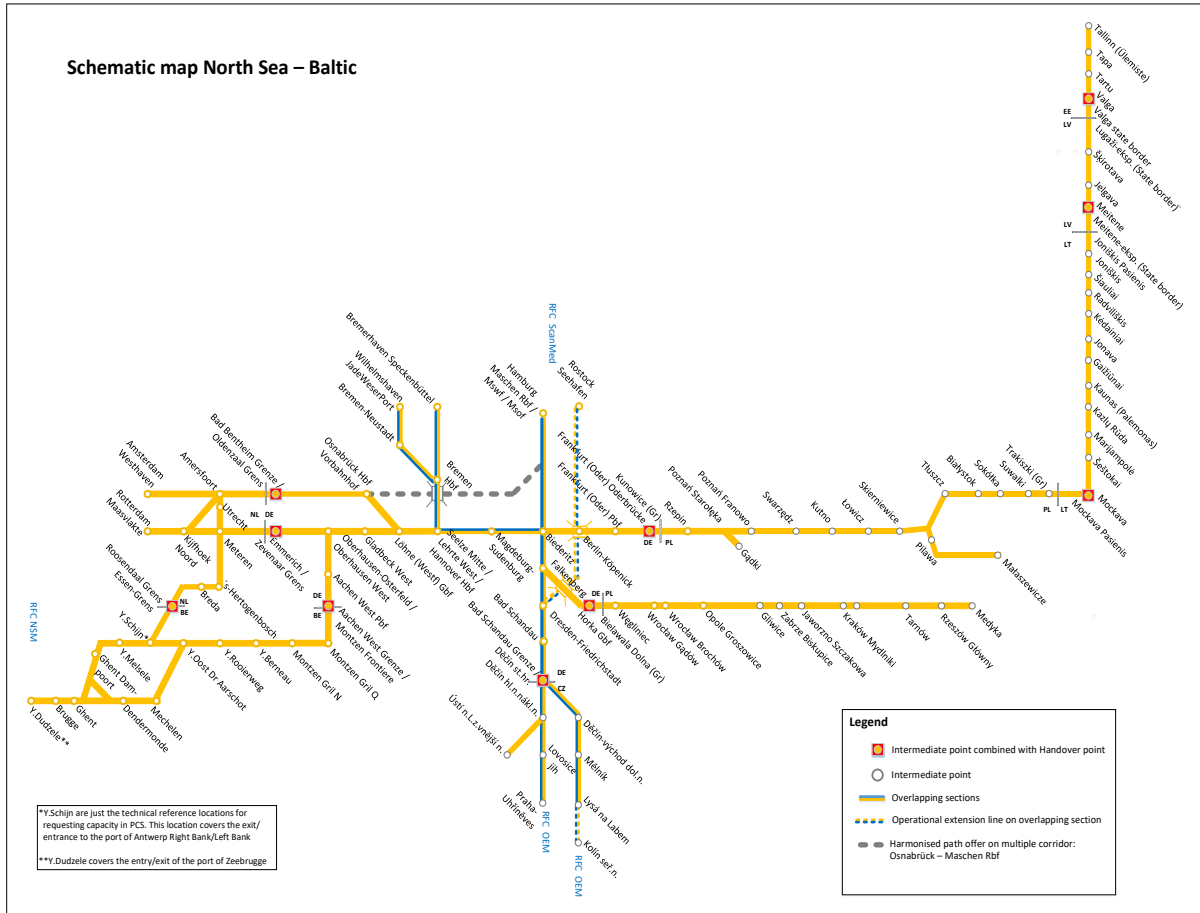
Annex 4.B Table of deadlines

Date / Deadline	Date in X-System	Description of Activities
10 January 2022	X-11	Publication of PaP Catalogue
10 January 2022 – 24 January 2022	X-11 – X-10.5	Correction phase (corrections of errors to published PaPs)
11 April 2022	X-8	Last day to request a PaP
18 April 2022		Last day to inform applicants about the alternative PaP offer
25 April 2022	X-7.5	Last day for C-OSS to send PaP pre-booking information to applicants
4 July 2022	X-5	Publication of draft timetable
5 July 2022 – 5 August 2022	X-5 – X-4	Observations and comments from applicants
26 April 2022 – 17 October 2022	X-7.5 – X-2	Late path request application phase via the C-OSS
23 August 2022 – 14 November 2022	X-3.5 – X-1	Late path request allocation phase
22 August 2022	X-3.5	Publication of final offer
27 August 2022	X-3	Acceptance of final offer
10 October 2022	X-2	Publication of RC
12 December 2022	X	Timetable change
18 October 2022 – 8 December 2022	X-2 - X+12	Application and allocation phase for RC



Annex 4.C Maps of the Corridor

Mentioned in 4.3.4.2, 4.3.4.4, 4.3.4.5



Annex 4.D Specificities on specific PaP sections on the Corridor

Mentioned in 4.3.4.3

Bandwidth for PaPs TT2023

	1 - Applicants Jan-Mid Apr 2022 Request Bandwidth	2 - IM End Apr-End Jun 2022 Construction Bandwidth
DB Netz AG, Germany	BE+NL: 0 Fix CZ+PL: 15+/- from the published time in Catalogue	BE+NL: 0 Fix CZ+PL: 15+/- from the published time in Catalogue
EVR, Estonia	LV: 30+/- from the published time in Catalogue	LV: 30+/- from the published time in Catalogue
Infrabel, Belgium	0 min	0 min
LRN, LDz, Latvia	EE + LT: 30+/- from the published time in Catalogue	EE + LT: 30+/- from the published time in Catalogue
LTG Infra, Lithuania	LV + PL: 30+/- from the published time in Catalogue	LV + PL: 30+/- from the published time in Catalogue
PKP PLK S.A., Poland	DE: 15+/- from the published time in Catalogue LT: 30+/-	DE: 15+/- from the published time in Catalogue LT: 30+/-
ProRail, Netherland	0 min	0 min
SZCZ, Czech Republic	DE: 15+/- from the published time in Catalogue	DE: 15+/- from the published time in Catalogue



Annex 4.E Table of distances (PaP sections)

Mentioned in 4.3.4.11

IM	PaP section		Number of kilometres
	From	To	
DB Netz AG, Germany	Aachen West Grenze	Aachen West Pbf	5,76
	Aachen West Pbf	Oberhausen-Osterfeld Museum	116,2
	Aachen West Pbf	Oberhausen West Orm	122,39
	Bad Bentheim Grenze	Löhne (Westf) Gbf	115,87
	Bad Bentheim Grenze	Osnabrück Hbf Vorbahnhof	79
	Bad Schandau	Bad Schandau Grenze	11,46
	Berlin-Köpenick	Frankfurt (Oder) Pbf	68,87
	Berlin-Köpenick	Biederitz	158,11
	Biederitz	Falkenberg (Elster) unt Bf Stw W 26	131,01
	Biederitz	Frankfurt (Oder) Pbf	142,3
	Biederitz	Schönefeld	142,5
	Bremerhaven-Speckenbuettel	Bremen Hbf	67,04
	Bremen-Neustadt	Bremen Hbf	2,87
	Bremen Hbf	Hannover Hbf	125,33
	Bremen Hbf	Lehrte West	142,2
	Bremen Hbf	Seelze Mitte	115,68
	Cottbus	Horka Gbf	76,84
	Dresden-Friedrichstadt	Bad Schandau	42,14
	Dresden-Friedrichstadt	Bad Schandau Grenze	53,6
	Emmerich	Oberhausen-Osterfeld Museum	60,3
Emmerich	Oberhausen West Orm	61,2	



Falkenberg (Elster) unt Bf Stw W 26	Falkenberg (Elster) ob Bf	2,93
Falkenberg (Elster) ob Bf	Cottbus	78,48
Falkenberg (Elster) unt Bf Stw W 26	Dresden-Friedrichstadt	75,71
Frankfurt (Oder) Pbf	Frankfurt (Oder) Oderbrücke	2,77
Frankfurt (Oder) Grenze	Frankfurt (Oder) Oderbrücke	1,5
Hamm (Westf) Rbf Rt II	Löhne (Westf) Gbf	91,52
Hannover Hbf	Magdeburg-Sudenburg	142,09
Lehrte West	Magdeburg-Sudenburg	127,2
Löhne (Westf) Gbf	Magdeburg-Sudenburg	232,5
Löhne (Westf) Gbf	Seelze Ost	77,9
Löhne (Westf) Gbf	Hannover Hbf	86,44
Löhne (Westf) Gbf	Seelze Mitte	76,83
Löhne (Westf) Gbf	Lehrte West	86,53
Magdeburg-Sudenburg	Biederitz	10,29
Maschen Rbf (Msof)	Biederitz	231,57
Maschen Rbf (Mswf)	Biederitz	235,76
Maschen Rbf (Mswf)	Osnabrück Hbf Vorbahnhof	208,70
Maschen Rbf (Msof)	Osnabrück Hbf Vorbahnhof	210,74
Oberhausen-Osterfeld Museum	Löhne (Westf) Gbf	166,32
Oberhausen West Orm	Hamm (Westf) Rbf Rt II	80,1
Rostock Seehafen	Dresden-Friedrichstadt	401,91
Rostock Seehafen	Bad Schandau Grenze	455,51
Schönefeld	Frankfurt (Oder) Pbf	81,7
Seelze Mitte	Magdeburg-Sudenburg	156,26
Seelze Ost	Magdeburg-Sudenburg	154,8

	Wilhelmshaven JadeWeserPort	Bremen-Neustadt	107,12
EVR, Estonia	Tapa	Tallinn (Ülemiste)	69,6
	Tartu	Tapa	112,5
	Valga	Tartu	82,93
	Valga state border	Valga	1,87
Infrabel, Belgium	Y. Dudzele	Y.Noord Dr.Ledeberg	51,114
	Y.Noord Dr.Ledeberg	Y.Bernadettestraat	5,896
	Y.Dudzele	Y.Oost Driehoek Aarschot	147,961
	Y.Noord Dr.Ledeberg	Y.Oost Dr.Ledeberg	0,7
	Y.Oost Dr.Ledeberg	Y.Oost Driehoek Aarschot	90,35
	Y.Bernadettestraat	Y.Melsele	41,761
	Y.Melsele	Y.Schijn	30,946
	Y.Schijn	Y.Sint-Mariaburg	2
	Y.Sint-Mariaburg	Essen-Grens	20,438
	Y.Schijn	Y.Oost Driehoek Aarschot	51,076
	Y.Oost Driehoek Aarschot	Y.Rooierweg	50,8
	Y.Rooierweg	Y.Berneau	31,515
	Y.Berneau	Montzen Gril N	17,079
	Montzen Gril N	Montzen Gril Q	1,066
Montzen Gril Q	Montzen Frontiere	6,721	
	Meitene-eksp. (State border)	Jelgava	33
LRN, LDz, Latvia	Jelgava	Šķīrotava	51
	Šķīrotava	Lugaži-eksp. (State border)	170
LTG Infra, Lithuania	Mockava Pasienis	Mockava	1,8
	Mockava	Šeštokai	20

	Šeštokai	Marijampolė	32,9
	Marijampolė	Kazlų Rūda	24,1
	Kazlų Rūda	Kaunas (Palemonas)	46,3
	Mockava Pasienis	Kaunas (Palemonas)	125,1
	Mockava	Kaunas (Palemonas)	110,8
	Gaižūnai	Kaunas (Palemonas)	25,3
	Jonava	Gaižūnai	7,1
	Jonava	Kėdainiai	31,1
	Kėdainiai	Radviliškis	64,4
	Radviliškis	Šiauliai	19,6
	Šiauliai	Joniškis	44,1
	Joniškis	Joniškis Pasienis	15,5
PKP PLK S.A., Poland	Bielawa Dolna (Gr)	Węgliniec	13,424
	Brzeg Dolny	Węgliniec	155,6
	Kunowice (Gr)	Rzepin	18,437
	Rzepin	Poznań Starołęka	155,49
	Rzepin	Poznań Franowo	162,866
	Rzepin	Gadki	165,209
	Rzepin	Głogów	124,386
	Poznań Starołęka	Zduńska Wola	197,105
	Poznań Franowo	Swarzędz	4,35
	Poznań Franowo	Inowroclaw Towarowy	101,457
	Swarzędz	Kutno	162,197
	Kutno	Łowicz	45,254
	Łowicz	Skierniewice	21,749
	Głogów	Ostrów Wielkopolski	143,345

Ostrów Wielkopolski	Zduńska Wola	93,761
Zduńska Wola	Łódź Olechów	55,121
Łódź Olechów	Skierniewice	55,372
Skierniewice	Pilawa	99,285
Pilawa	Malaszewicze	140,295
Skierniewice	Tłuszcz	150,401
Tłuszcz	Białystok GT-Ko	138,498
Białystok GT-Ko	Sokółka	42,227
Sokółka	Suwalki	98,842
Inowrocław Towarowy	Toruń Wschodni	38,747
Toruń Wschodni	Ilawa Główna	90,58
Ilawa Główna	Korsze Towarowa	138,498
Korsze Towarowa	Elk Towarowy	100,359
Ilawa Główna	Olsztyn Główny	69,221
Olsztyn Główny	Elk Towarowy	155,413
Elk Towarowy	Olecko	27,486
Olecko	Suwalki	42,979
Suwalki	Trakiszki	25,188
Trakiszki	Trakiszki (Gr)	3,432
Węglińiec	Wrocław Brochów	142,198
Węglińiec	Wrocław Gądów	130,66
Wrocław Gądów	Brzeg Dolny	24,935
Wrocław Brochów	Wrocław Gądów	12
Wrocław Brochów	Opole Groszowice	87,235
Opole Groszowice	Pyskowice	55,659
Pyskowice	Gliwice	11,194



	Opole Groszowice	Gliwice	66,853
	Gliwice	Zabrze Biskupice	12,45
	Zabrze Biskupice	Sosnowiec Jęzor	32,545
	Sosnowiec Jęzor	Jaworzno Szczakowa	7,532
	Jaworzno Szczakowa	Medyka	306,921
	Pyskowice	Zabrze Biskupice	16,95
	Kutno	Sosnowiec Jęzor	32,541
ProRail, Netherlands	Rotterdam Maasvlakte	Kijfhoek Noord	45
	Kijfhoek Noord	Betuweroute Meteren	51,8
	Kijfhoek Noord	Roosendaal	44,1
	Betuweroute Meteren	Roosendaal Grens	63,3
	Zevenaar Grens	Betuweroute Meteren	95,3
	Roosendaal Grens	Roosendaal	8,1
	Roosendaal Grens	Amersfoort	143,4
	Roosendaal	Amersfoort	135,3
	Roosendaal Grens	Kijfhoek Noord	52
	Roosendaal Grens	Deventer GE	181,9
	Deventer GE	Oldenzaal Grens	67,8
	Deventer GE	Roosendaal	173,8
	Kijfhoek Noord	Amersfoort	123,7
	Amsterdam Westhaven	Amersfoort	47,8
	Amersfoort	Oldenzaal Grens	124,3
	Nijmegen	Deventer GE	63,2
	Nijmegen	Roosendaal	110,6
	Oldenzaal Grens	Oldenzaal	7,2
Oldenzaal	Deventer GE	60,6	

SZCZ, Czech Republic	Děčín st.hr.	Děčín hl.n.nákl.n.	12,6
	Děčín st.hr.	Děčín východ dol.n.	10,6
	Děčín hl.n.nákl.n.	Ústí n.L.z.vnější n.	23,5
	Děčín hl.n.nákl.n.	Lovosice jih	44,7
	Děčín východ dol.n.	Mělník	85,2
	Mělník	Kolín seř.n.	74,3
	Lovosice jih	Praha-Libeň	86,5
	Praha-Libeň	Praha-Uhřetěves	12,3





The sole responsibility of this publication lies with the author. The European Union is not responsible for any use that may be made of the information contained therein.